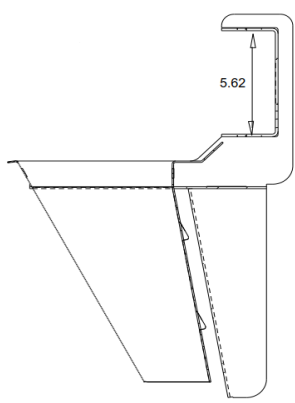
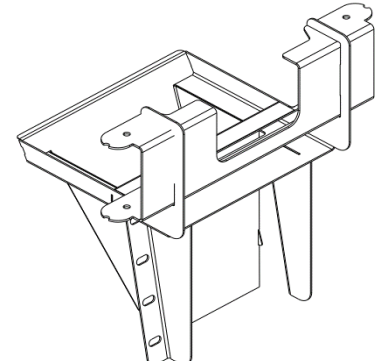
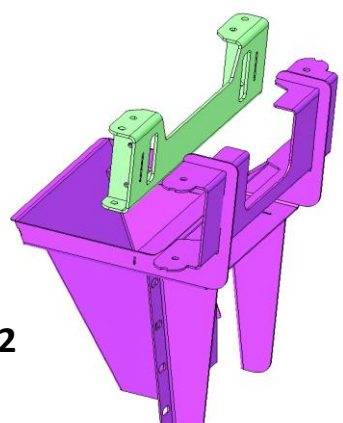




TECHNICAL SERVICE BULLETIN

NUMBER	SD-TSB-112123			TYPE	SERVICE/INSTALL ALERT			
ROUTING	INSTALL	X	SERVICE	X	SALES		PURCH	
TITLE	PRO CHUTE FIT							
REV	A			ISSUED	11/21/2023		REVISED	12/6/2023
MAY AFFECT	AUGER AND CHAIN POLY AND SST SPREADERS WITH PRO CHUTES (SIDE SWING) PRO1500/PRO2000/PRO2500/1470601SSE/1470801SSE PRO4000CH/PRO4000HCH/PRO6000CH/PRO6000HCH SHIPPED AFTER JUNE 2023							
INFORMATION	<p>Some PRO spreaders shipped after June 2023 have a clearance issue making it very difficult to attach the chute. As of 11/17/2023 all stock being shipped has been inspected and components replaced as necessary. The opening on the chute where it mates with the spreader should be ~5.62". The mating part on the spreader should be ~5.59". The issue coincides with the newer design shown below with clearance for the hydraulic auger motor used in some models.</p> <div style="display: flex; justify-content: space-around; align-items: center;">   </div>							
INSTRUCTIONS	<p><i>This appears to affect ~20% of chutes/spreaders shipped after June 2023. Please check your stock. This kit is only required for spreaders where the chute does not fit.</i></p> <p>Mount the chute to the spreader. If you cannot mount it or it needs force to mount, contact your dealer or customer service to get service kit PN 3061112 shown below - containing the upper chute and mating piece on the spreader. Each part is mounted with 4 bolts. The old components should be returned to Buyers Products unless otherwise instructed.</p> <div style="display: flex; justify-content: center; align-items: center;">  <div style="margin-left: 20px;"> <p>3061112</p> </div> </div>							