



LIGHTING & ELECTRICAL



FEATURING NEW

**Balloon Light
with Adjustable
Aluminum Pole** See pg.2



**NEW WARNING LIGHT
3/4" Round Combination
Marker-Strobe**
See pg.75



Lights Shown Installed: 5626131, 5626310, 5622514,
SL62GO, 1492127, CT150RW, 5626780, 5621719

WORK | WARNING | DOT

NOTHING WORKS LIKE A DOGG™

Our History



1946 Buyers Products Company founded by Sam Ruven and Bessie Kleinman as a distributor of driveline components.



Buyers continued to grow its product offerings and build valued relationships with customers and suppliers. Increased demand for products led to the pursuit of supply chain manufacturing solutions.



1992 Buyers acquired Trailer Components Manufacturing (Tracom) for CNC precision machining and tooling, as well as state-of-the-art welding.



1995 Buyers acquired Progressive Powder Coating. Our Nordson automatic powder application booth is used to powder coat our Buyers toolboxes and other truck and trailer accessories.



2002 Buyers moved its corporate headquarters to a brand new 235,000 sq. ft. state-of-the-art office and distribution center.



2004 Buyers acquired Romotech in New Paris, Indiana. Our Ferry Industries Rotospeed molding machines are used to manufacture our poly salt spreaders.



2007 Buyers began manufacturing the SnowDogg stainless steel snowplow at our Mentor, Ohio facility.



2009 Buyers began our operations at Boomerang Rubber, in Botkins, Ohio manufacturing mudflaps, wheel chocks and other rubber truck and trailer accessories.



2013 Buyers acquired an additional 500,000 sq. ft. manufacturing facility in Mentor, Ohio allowing for expansion of our aluminum and stainless steel manufacturing.



2016 Buyers establishes a 22,000 sq ft Engineering Tech Center in Mentor, Ohio. It's multi-use lab, design, training and prototyping space is dedicated to the research and development of innovative product.

ALL YOUR WORK TRUCK PRODUCTS ALL THE TIME.

2017 Buyers launches new website with business partner portal, to make online ordering and account maintenance easy for customers.



2021 Buyers adds almost 300,000 sq ft of additional, state-of-the-art warehouse and office space to maintain the quick turnaround and competitive value their customers expect.



Fiercely Independent Since 1946















Buyers Products is a **fully integrated manufacturer** and a leader in the truck equipment industry, headquartered in Northeast Ohio.

Buyers Products' mission is to improve our Customers' profitability and productivity while enhancing the quality of our products and services.


TABLE OF CONTENTS

WORK LIGHTS	2	DOT LIGHTS, continued	
Balloon Light/Adjustable Light Poles	2	Backup Lights	93-95
Remote Control/Round	3-7	License Plate Lights	95-96
Square	8-14	Reflectors, Conspicuity Tape, DOT Plugs	96-97
Rectangular	15-19	Spreader Light Bar Kits & Light Boxes	98-104
Combination Flood/Spot Light Bars	20-23	BACKUP CAMERAS & ACCESSORIES	105
LED Strip Lights/Interior lights	24-26	Backup Camera Systems	105-108
PLOW LIGHTS	27	Camera Accessories	108-111
Heated LED Plow Lights	27-28	ROADSIDE ASSISTANCE EQUIPMENT	112
Dual Beam Halogen Headlamps	29	Booster Cables	112
Mounts	30-31	Road Strobe/Flares	113
WARNING LIGHTS	32	Towing Lights & Backup Alarms	114
Modular Light Bars & Accessories	32-35	ELECTRICAL ACCESSORIES	115
Wireless Remote LED Light Bars	36-38	Switches & Switch Panels	115-119
LED Mini Light Bars	39-43	Circuit Breakers	120
Light Bar Mounts and Cab Mounts	44-46	Motors and Solenoids	121-122
Traffic Advisors	47-48	Meters, Battery Adapters and Disconnects	123
Strobe Lights	49-60	Junction Boxes & Fuse Holders	124-125
Combination Stop/Turn/Tail/Backup/Strobe Lights	61-63	MERCHANDISE	126
Recessed Strobe Lights	64-67	Counter Mats & Plow Lighting Counter Displays	126-127
Beacon Lights	68-73	GLOSSARY - INDEX	128
Beacon Accessories	74	Lighting Regulations	128-135
DOT LIGHTS	75	Industry Glossary & Icon Definitions	136-137
Marker/Clearance, Marker/Strobe Lights, ID Bar Lights	75-82	Icon Definitions	138
Stop, Turn & Tail Combination Lights	83-91	Warranty Policy	139
Turn Signal Lights	91-92	Numerical Index	140-144

ICON KEY ————— Refer to page 136 for more details

 Limited Lifetime Warranty	 12 Volts	 IP66 Rated	 Heated Light	 IP69K Rated
 1 Year Warranty	 12-24 Volts	 IP67 Rated	 IPX6 Rated	 SAE J595 Class 1
 5 Year Warranty	 PC Rated	 IP68 Rated	 IPX7 Rated	 SAE J595 Class 2
 StrobeConnect	 IP65 Rated	 IP69 Rated	 IPX8 Rated	 SAE J845 Class 1
 ProConnect				 CA13

NEW & FEATURED PRODUCTS

<p>LED Work Lights – Pages 2-19</p> 	<p>24"-60" Wireless Remote Light bars Tri-Color Led Strobes – Pages 36-38</p> 	<p>Dual Color Mini Light Bars – Page 41</p> 
<p>LED Light Bar Traffic Arrows 1-Piece or 2-Piece Split – Page 47</p> 	<p>Drill Free Lightbar Mounts – Pages 44-46</p> 	<p>3/4" - 2-1/2" Round Combo Marker-Strobes – Pages 75-79</p> 
<p>Heated Combination Stop/Turn/Tail/ Backup/Strobes – Page 63</p> 	<p>Heated, Dual Color Strobes – Page 64</p> 	<p>Dual Color Beacons – Page 69</p> 

Balloon Lights/Light Poles

12 VDC BALLOON LIGHT WITH ADJUSTABLE ALUMINUM POLE **NEW**

1-YEAR W
12 VOLTS
IP 65



- 16,000 Lumens
- Inflatable nylon balloon provides 360° anti-glare illumination for jobsites.
- Quick-detach functionality included for easy removal before transport. Its compact size allows for storage inside a truck compartment with included nylon carrying case.
- 3000-5000K color temperature closely resembles natural sunlight.
- Built-in fan inflates the balloon, while the 12V system is powered by your work truck.
- 200 in. of wiring included.
- IP65 rated for weather resistance.

Part No.	Description	Wt. (lbs.)
1493100	LED Portable Glare-Free Balloon Light, 16,000 Lumens	0.93
1493143	Light, Balloon, 100W, 12V, W/43 in. Pole	15.8
1493163	Light, Balloon, 100W, 12V, W/63 in. Pole	16.6

Accessories

Part No.	Description	Wt. (lbs.)
1494000	Light Pole Position Sensor Kit	11.0




1494000

Position sensor alerts cab operator of pole position if it is extended or retracted



Nylon carrying case shown

ALUMINUM PUSH-UP LIGHT POLES, 43 AND 63 INCHES **NEW**



- Optimize lighting above ground crew while minimizing eye glare
- Tool-free, twist-to-lock telescopic height adjustment
- 360 degree rotation
- 1.84" diameter heavy-duty extruded aluminum housing with black powder coat finish
- Pre-wired, 12 AWG Cable.

Part No.	Description	Wt. (lbs.)
1494361	Aluminum Push-Up Light Pole, 43 Inches	4.2
1496310	Aluminum Push-Up Light Pole, 63 Inches	4.2

Please Note: Lights are sold separately and not included.

Accessories

Part No.	Description	Wt. (lbs.)
1492226	5.5 Inch Wide LED Flood Light , 21,600 Lumens	4.66
1492261	Edgeless Combination Spot-Flood LED Light Bar - Dual Row, 14 Inch Wide, 10,080 Lumens	4.65
1494000	Light Pole Position Sensor Kit	11.0

5-YEAR W
12-24 VOLTS
IP 67
IP 69K

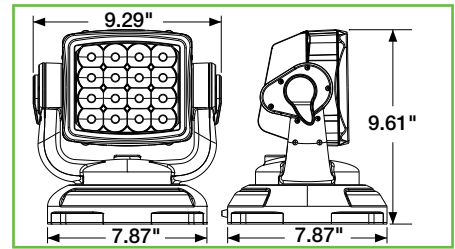
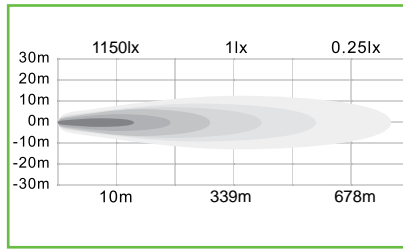


ULTRA BRIGHT ROTATING SPOT LIGHT WITH WIRELESS REMOTE

5-YEAR W
12-24 VOLTS
IP 65

Number of LEDs	16
Lumens	6,720
Lead Length	12"
Mount / Base	Surface

360° Continuous Power Rotation and 110° Power Tilt



Maximum Remote Control Distance: 30m



Part No.	Type	Housing Color	Lens Color	Amp	Connection	Mount	Wt. (lbs.)
1492200	Spot	White	Clear	4.75	Blunt Cut	Permanent	8.3
1492201	Spot	White	Clear	4.75	12V Plug	Magnetic	8.8
1492202	Spot	Black	Clear	4.75	Blunt Cut	Permanent	8.3
1492203	Spot	Black	Clear	4.75	12V Plug	Magnetic	8.8

Battery Type A23 for 3059911 Controller - (Not Included)

Accessories:

Part No.	Description	Wt.(lbs.)
851483	GuardDogg, Headache Rack Light Mount, Rotating Spot	2.95



1492200 shown installed on the GuardDogg®

ROUND

ULTRA BRIGHT ARTICULATING 5" LED

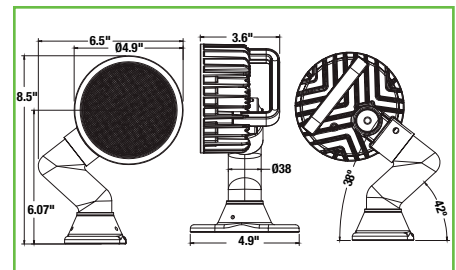
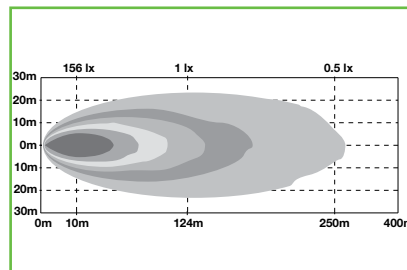
5-YEAR W
12-24 VOLTS
IP 67

Number of LEDs	18
Lumens	6,800
Lead Length	36"
Mount / Base	Surface

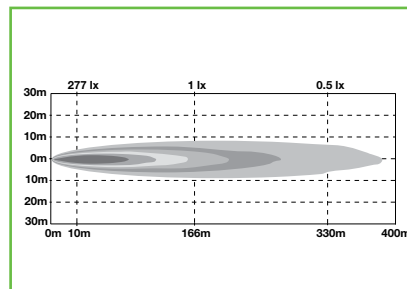
Part No.	Type	Color	Amp	Connection	Wt. (lbs.)
1492145	Flood	Clear	3	Blunt Cut	2.04
1492146	Spot	Clear	3	Blunt Cut	2.04



1492145



1492146





Swivels at base and light

Work Lights

ARTICULATING 5" LED

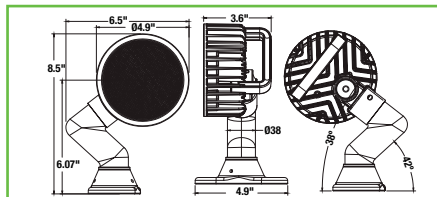
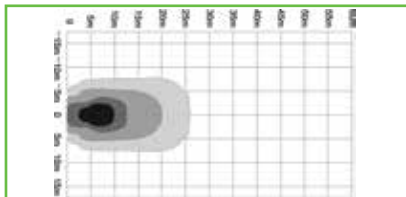
5-YEAR
W
12-24
VOLTS
IP
67

Number of LEDs	6
Lumens	1,350
Lead Length	36"
Mount / Base	Surface


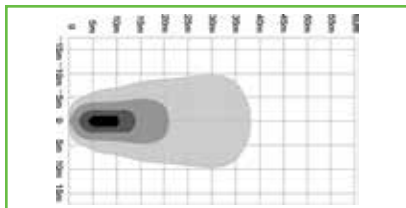
Part No.	Type	Color	Amp	Connection	Wt. (lbs.)
 1492125	Flood	Clear	1.5	Blunt Cut	2.41
 1492126	Spot	Clear	1.5	Blunt Cut	2.41



1492125



1492126



Built-in Switch

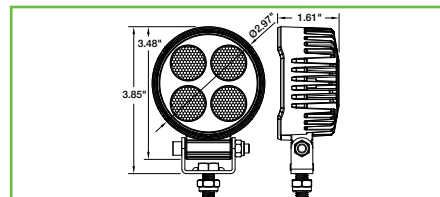
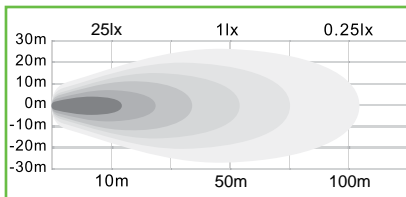
Swivels at base and light

3" LED

5-YEAR
W
12-24
VOLTS
IP
68
IP
69K

Number of LEDs	8
Lumens	2,650
Lead Length	18"
Mount / Base	8mm Stud, SST

Part No.	Type	Color	Amp	Connection	Wt. (lbs.)
 1492302	Flood	Clear	1.78	Blunt Cut	0.75

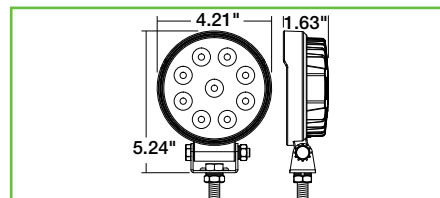
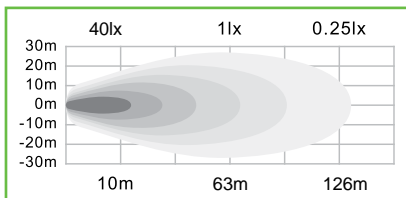


4.2" LED

5-YEAR
W
12-24
VOLTS
IP
68
IP
69K

Number of LEDs	9
Lumens	1,710
Lead Length	18"
Mount / Base	8mm Stud, SST

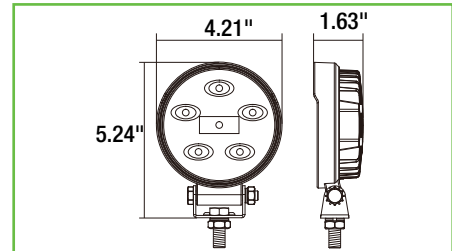
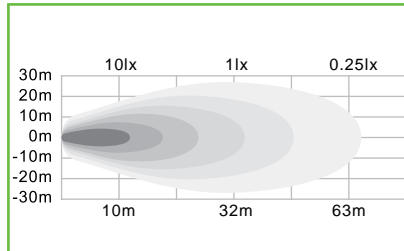
Part No.	Type	Color	Amp	Connection	Wt. (lbs.)
 1492114	Flood	Clear	1.25	Blunt Cut	1.58



4.2" LED, MAGNETIC BASE

5-YEAR
W
12-24
VOLTS
IP
67

Number of LEDs	6
Lumens	1,140
Lead Length	30'
Mount / Base	Magnetic

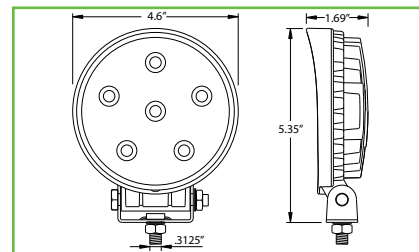
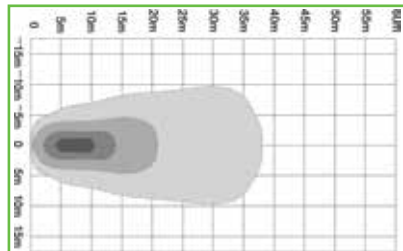
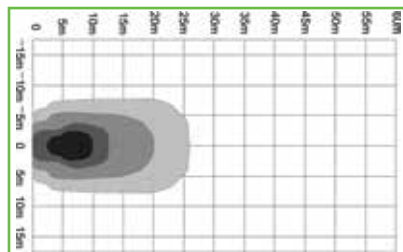


Part No.	Type	Color	Amp	Connection	Wt. (lbs.)
1492130	Flood	Clear	1.5	12V DC Adapter	2.53

4.5" LED

5-YEAR
W
12-24
VOLTS
IP
67

Number of LEDs	6
Lumens	1,350
Lead Length	36"
Mount / Base	8mm Stud, SST

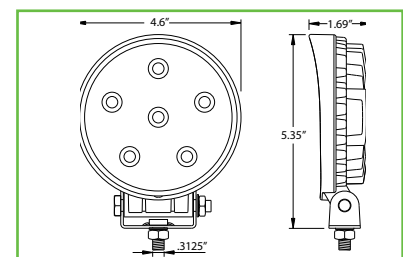
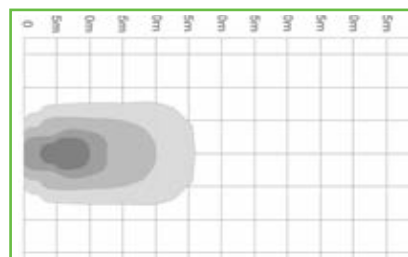


Part No.	Type	Housing Color	Lens Color	Amp	Connection	Wt. (lbs.)
1492115	Flood	Black	Clear	1.5	Blunt Cut	1.20
1492116	Flood	Black	Amber	1.5	Blunt Cut	1.20
1493215	Flood	White	Clear	1.5	Blunt Cut	1.20
1492215	Spot	Black	Clear	1.5	Blunt Cut	1.20

4.5 LED STROBE LIGHT

5-YEAR
W
12-24
VOLTS
IP
67

Number of LEDs	6
Lead Length	36
Mount / Base	8mm Stud, SST
Flash Pattern	52 FPM





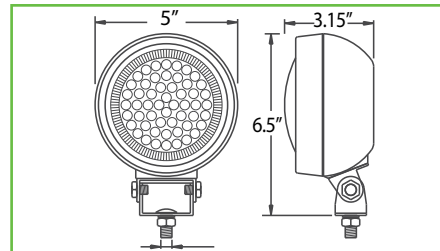
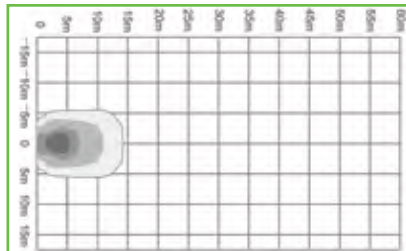
Part No.	Type	Color	Amp	Connection	Wt. (lbs.)
8891015	Strobe	Amber	1.5	Blunt Cut	1.29

Work/Strobe Lights

5" LED, SEALED RUBBER HOUSING

5-YEAR W 12-24 VOLTS IP 67	Number of LEDs	54
	Lumens	375
	Lead Length	36"
	Mount / Base	8mm Stud, SST

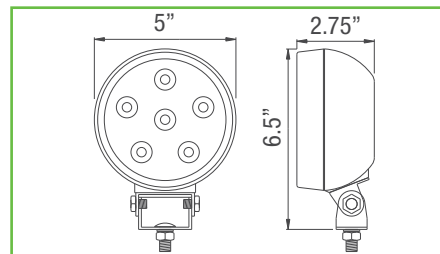
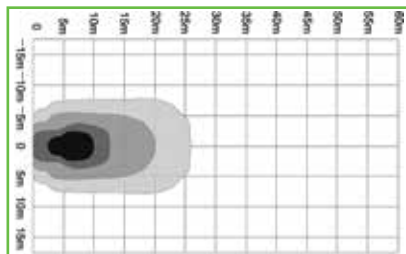
Part No.	Type	Color	Amp	Connection	Wt. (lbs.)
 1492110	Flood	Clear	3	Blunt Cut	1.63
 1492111	Flood	Amber	3	Blunt Cut	1.63



5" LED, SEALED RUBBER HOUSING

5-YEAR W 12-24 VOLTS IP 67	Number of LEDs	5
	Lumens	1,350
	Lead Length	36"
	Mount / Base	8mm Stud, SST

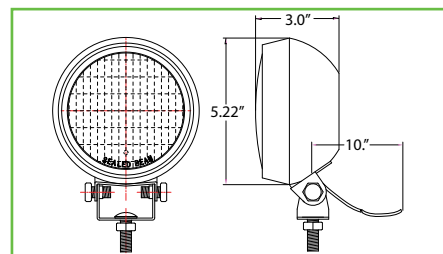
Part No.	Type	Color	Amp	Connection	Wt. (lbs.)
 1492112	Flood	Clear	1.5	Blunt Cut	1.80



5.2" INCANDESCENT, SEALED RUBBER HOUSING

5-YEAR W 12 VOLTS IP 67	Lead Length	10"
	Mount / Base	8mm Stud Zinc

Part No.	Type	Color	Amp	Connection	Wt. (lbs.)
 1492100	Flood	Clear	2.92	Blunt Cut	2.64



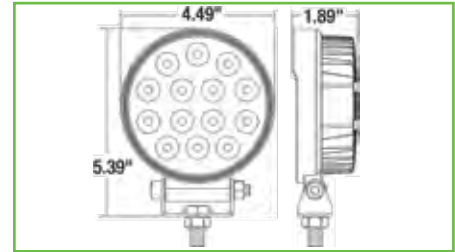
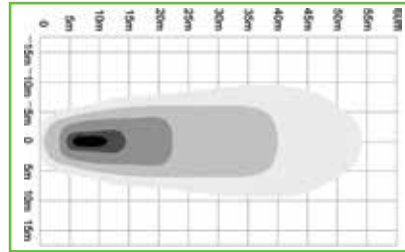
ULTRA BRIGHT 4.5" LED

5-YEAR
W
12-24
VOLTS
IP
68
IP
69K

Number of LEDs	14
Lumens	3,780
Lead Length	18"
Mount / Base	10mm Stud, SST



Part No.	Type	Color	Amp	Connection	Wt. (lbs.)
1492127	Flood	Clear	1.83	Blunt Cut	1.49



ULTRA BRIGHT 4.3" LED WITH STROBE

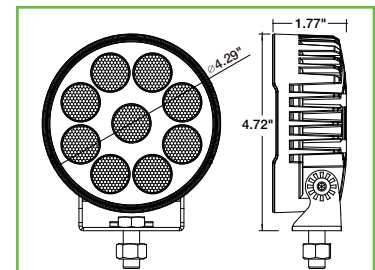
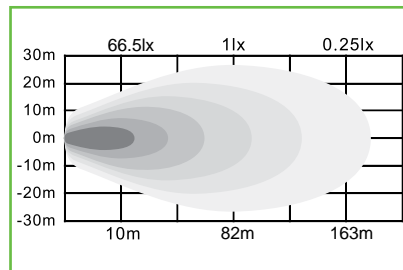
5-YEAR
W
12-24
VOLTS
IP
68
IP
69K

Number of LEDs	18
Lumens	4,050
Lead Length	18"
Mount / Base	10mm Stud, SST
Flash Pattern	Double Flash



Part No.	Type - Color	Amp	Connection	Wt. (lbs.)
1492231	Flood - Clear Strobe - Amber	3.7 - Flood 0.8 - Strobe	Deutsch	1.35

Light functions as a flood light or a warning strobe light.



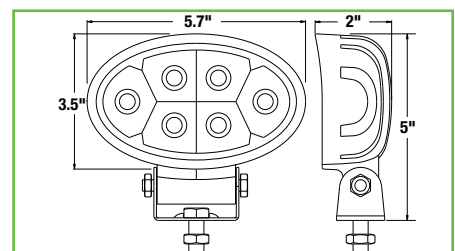
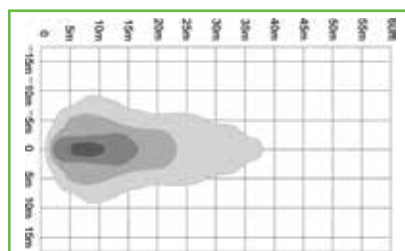
5.7" OVAL LED

5-YEAR
W
12-24
VOLTS
IP
67

Number of LEDs	6
Lumens	1,350
Lead Length	36"
Mount / Base	8mm Stud SST



Part No.	Type	Color	Amp	Connection	Wt. (lbs.)
1492113	Flood/Spot	Clear	1.5	Blunt Cut	1.20



Work Lights


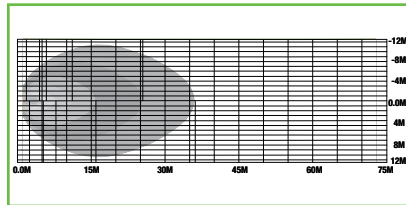
SQUARE

2" LED

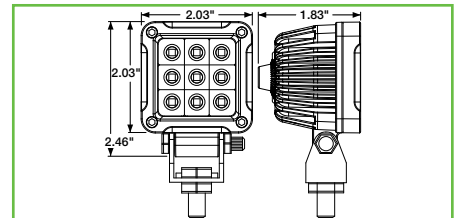
5-YEAR W	Number of LEDs	9
12-24 VOLTS	Lumens	1,200
IP 67	Lead Length	13.75"
	Mount / Base	8mm Stud, SST

Part No.	Type	Color	Amp	Connection	Wt. (lbs.)
1492300	Flood	Clear	0.9	Blunt Cut	1.48
1492301	Spot	Clear	0.9	Blunt Cut	1.48

Available in retail master pack when bought in quantities of 30



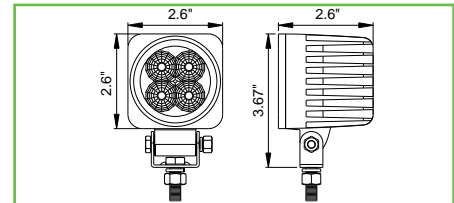

Retail Master Pack Shown



2.6" LED

5-YEAR W	Number of LEDs	4
12-24 VOLTS	Lumens	780
IP 67	Lead Length	36"
	Mount / Base	10mm Stud, SST

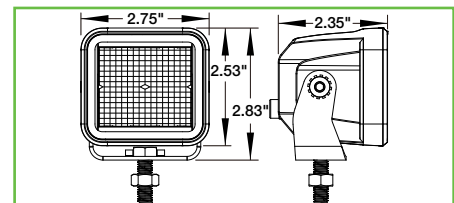
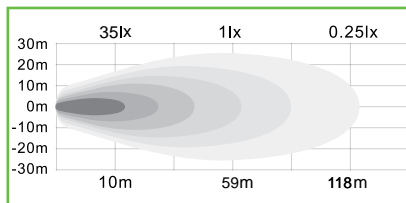
Part No.	Type	Color	Amp	Connection	Wt. (lbs.)
1492129	Flood	Clear	1.0	Blunt Cut	1.0



EDGELESS 2.75" LED

5-YEAR W	Number of LEDs	4
12-24 VOLTS	Lumens	1,920
IP 68	Lead Length	18"
IP 69K	Mount / Base	8mm Stud, SST

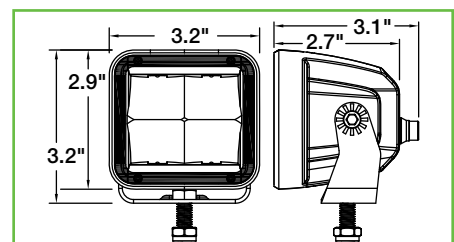
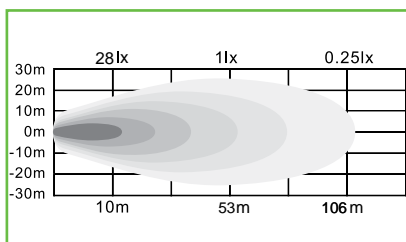
Part No.	Type	Color	Amp	Connection	Wt. (lbs.)
1492239	Flood	Clear	1.5	Blunt Cut	0.61



EDGELESS ULTRA BRIGHT 3.2" LED

5-YEAR W	Number of LEDs	4
12-24 VOLTS	Lumens	4,800
IP 68	Lead Length	18"
IP 69K	Mount / Base	8mm Stud, SST

Part No.	Type	Color	Amp	Connection	Wt. (lbs.)
1492236	Flood	Clear	3.39	Blunt Cut	1.45



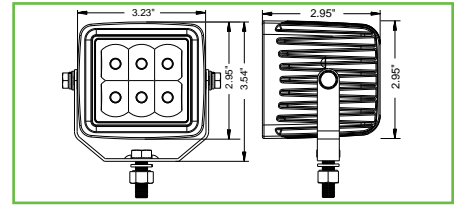
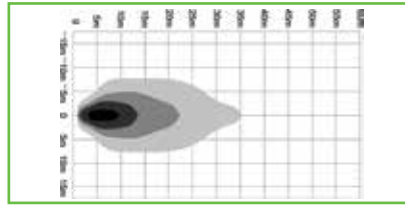
3.2" LED

5-YEAR
W
12-24
VOLTS
IP
67

Number of LEDs	6
Lumens	1,350
Lead Length	36"
Mount / Base	10mm Stud, SST



Part No.	Type	Color	Amp	Connection	Wt. (lbs.)
1492137	Flood	Clear	1.5	Blunt Cut	1.5



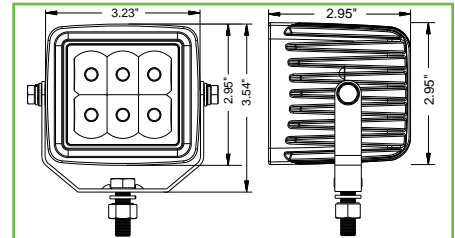
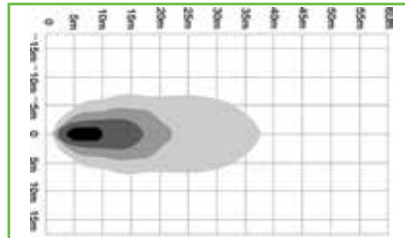
3.2" LED

5-YEAR
W
12-24
VOLTS
IP
67

Number of LEDs	6
Lumens	1,350
Lead Length	36"
Mount / Base	10mm Stud, SST



Part No.	Type	Color	Amp	Connection	Wt. (lbs.)
1492237	Spot	Clear	1.5	Blunt Cut	1.5



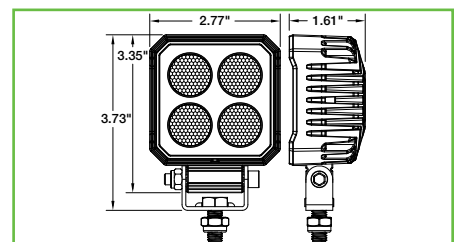
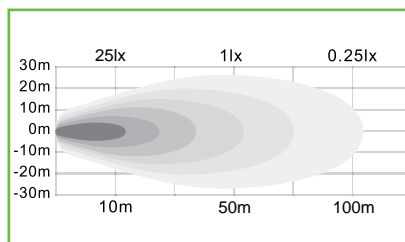
2.75" LED

5-YEAR
W
12-24
VOLTS
IP
68
IP
69K

Number of LEDs	8
Lumens	2,650
Lead Length	18"
Mount / Base	8mm Stud, SST



Part No.	Type	Color	Amp	Connection	Wt. (lbs.)
1492303	Flood	Clear	1.78	Blunt Cut	0.75



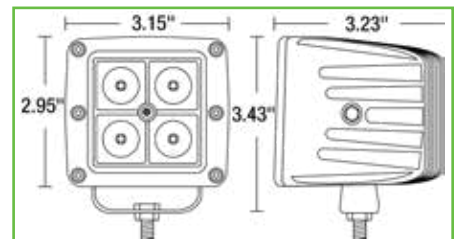

ULTRA BRIGHT 3.15" LED

5-YEAR
W
12-24
VOLTS
IP
68
IP
69K

Number of LEDs	4
Lumens	4,000
Lead Length	20"
Mount / Base	8mm Stud, SST



Part No.	Type	Color	Amp	Connection	Wt. (lbs.)
1492227	Flood	Clear	3.55	Deutsch	1.45

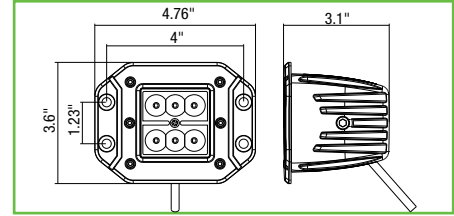



Work Lights

RECESSED 4.75" LED

5-YEAR W	Number of LEDs	6
12-24 VOLTS	Lumens	1,620
IP 68	Lead Length	18"
IP 69K	Mount / Base	12mm Stud

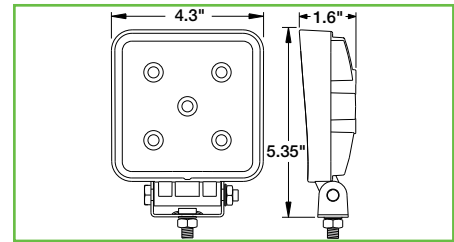
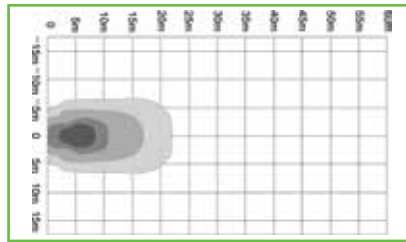
Part No.	Type	Color	Amp	Connection	Wt. (lbs.)
 1492138	Flood	Clear	1.38	Blunt Cut	1.37



4.3" LED


5-YEAR W	Number of LEDs	5
12-24 VOLTS	Lumens	1,050
IP 67	Lead Length	36"
	Mount / Base	10mm Stud, SST

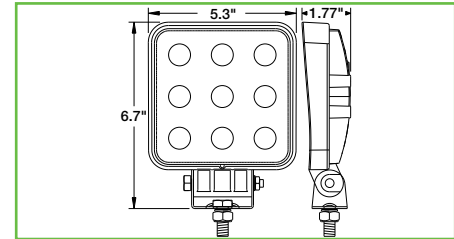

Part No.	Type	Color	Amp	Connection	Wt. (lbs.)
 1492117	Flood	Clear	1.2	Blunt Cut	1.20



5.3" LED

5-YEAR W	Number of LEDs	9
12-24 VOLTS	Lumens	1,500
IP 67	Lead Length	36"
	Mount / Base	8mm Stud SST

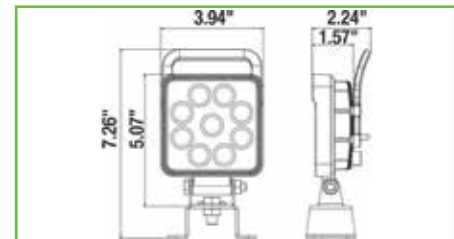
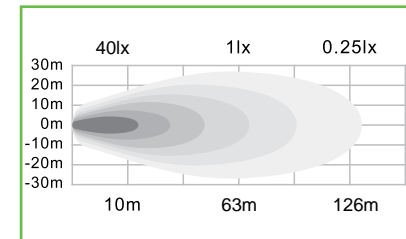

Part No.	Type	Color	Amp	Connection	Wt. (lbs.)
 1492119	Flood	Clear	2.25	Blunt Cut	1.76



4" LED WITH SWITCH AND HANDLE

5-YEAR W	Number of LEDs	9
12-24 VOLTS	Lumens	1,710
IP 68	Lead Length	36"
IP 69K	Mount / Base	SST Bracket

Part No.	Type	Color	Amp	Connection	Wt. (lbs.)
 1492193	Flood	Clear	2.25	Blunt Cut	1.76



Back of light with ON/OFF switch shown

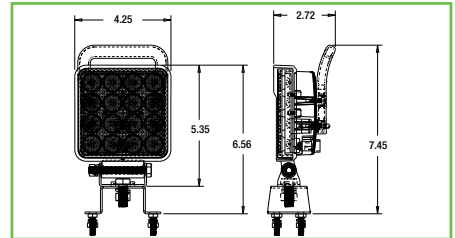
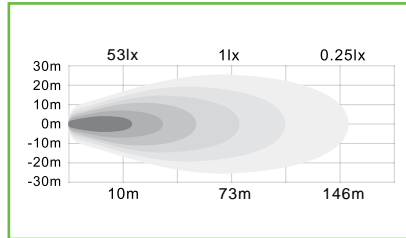


ULTRA BRIGHT 4.25" SQUARE LED FLOOD LIGHT WITH SWITCH AND HANDLE **NEW**

5-YEAR
W
12-24
VOLTS
IP
67
IP
69K

Number of LEDs	16
Lumens	3,120
Lead Length	8"
Mount / Base	Surface

Part No.	Type	Color	Amp	Connection	Wt. (lbs.)
 1492249	Flood	Clear	2.08	Blunt Cut	2.10

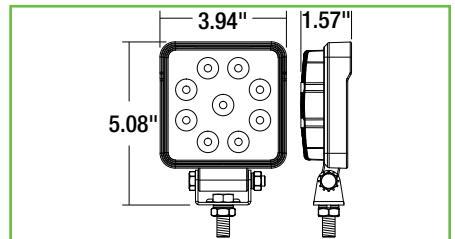
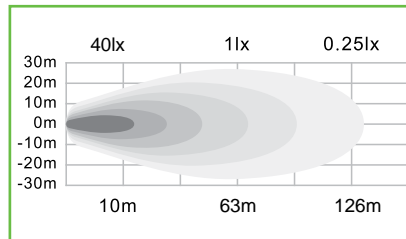


4" SQUARE LED FLOOD LIGHT

5-YEAR
W
12-24
VOLTS
IP
68
IP
69K

Number of LEDs	9
Lumens	1,755
Lead Length	18"
Mount / Base	10mm Stud, SST

Part No.	Type	Color	Amp	Connection	Wt. (lbs.)
 1492217	Flood	Clear	1.25	Blunt Cut	1.1

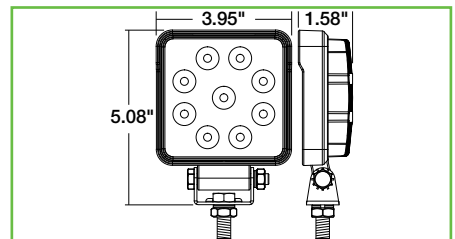
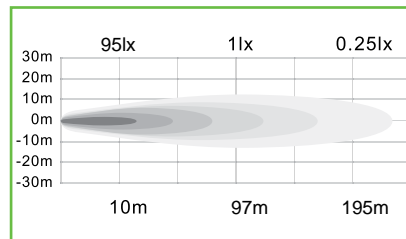


4" LED

5-YEAR
W
12-24
VOLTS
IP
68
IP
69K

Number of LEDs	9
Lumens	2,430
Lead Length	18"
Mount / Base	10mm Stud, SST

Part No.	Type	Color	Amp	Connection	Wt. (lbs.)
 1492134	Spot	Clear	1.25	Blunt Cut	1.12

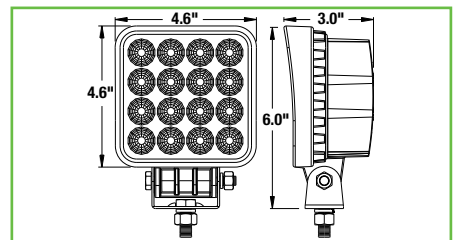
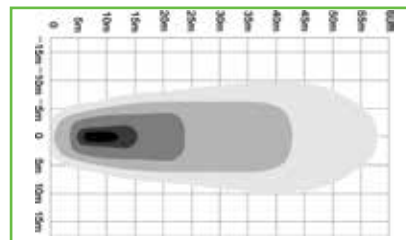


ULTRA BRIGHT 4.6" LED

5-YEAR
W
12-24
VOLTS
IP
68
IP
69K

Number of LEDs	17
Lumens	6,920
Lead Length	28"
Mount / Base	10mm Stud, SST

Part No.	Type	Color	Amp	Connection	Wt. (lbs.)
 1492128	Flood	Clear	2.08	Blunt Cut	1.66



Work/Strobe Lights

ULTRA BRIGHT 4.3" LED WITH STROBE

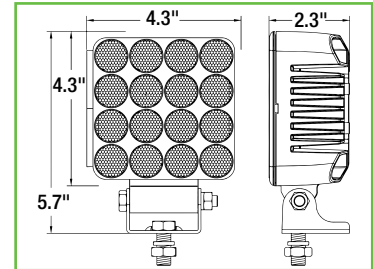
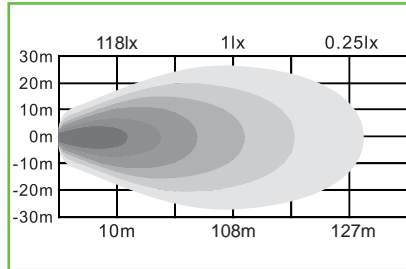
5-YEAR
W
12-24
VOLTS
IP
68
IP
69K

Number of LEDs	16
Lumens	9,600
Lead Length	20"
Mount / Base	10mm Stud, SST
Flash Pattern	Double Flash



Part No.	Type - Color	Amp	Connection	Wt. (lbs.)
1492230	Flood - Clear Strobe - Amber	6.67 - Flood 1.33 - Strobe	Deutsch	1.45

Light functions as a flood light or a warning strobe light.



ULTRA BRIGHT 4.3" LED WITH HEATED LENS

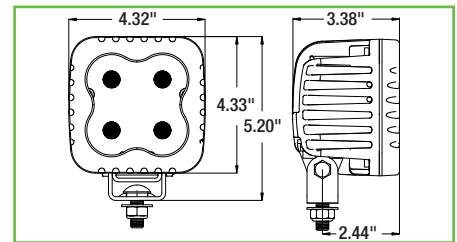
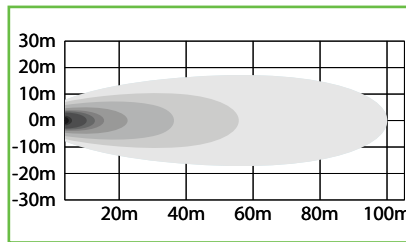
5-YEAR
W
12-24
VOLTS
IP
67
HEATED

Number of LEDs	4
Lumens	4,500
Lead Length	7"
Mount / Base	10mm Stud, SST



Part No.	Type	Color	Amp	Connection	Wt. (lbs.)
1492198	Flood	Clear	6.6	Blunt Cut	3.31

Heated tempered glass lens helps prevent ice from building up, perfect for cold weather.



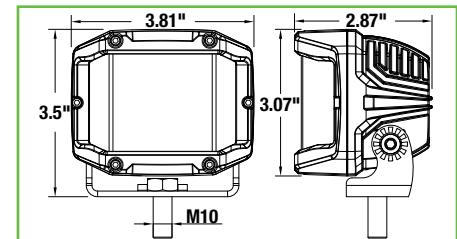
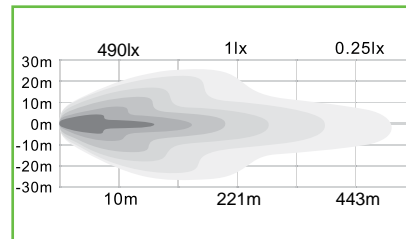
ULTRA BRIGHT WIDE ANGLE 3.8" LED

5-YEAR
W
12-24
VOLTS
IP
68
IP
69K

Number of LEDs	10
Lumens	3,540
Lead Length	18"
Mount / Base	10mm Stud, SST



Part No.	Type	Color	Amp	Connection	Wt. (lbs.)
1492197	Flood/Spot	Clear	2.18	Blunt Cut	1.73



3.8" LED WITH STROBE

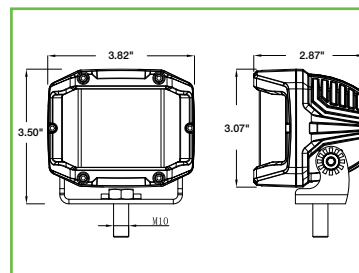
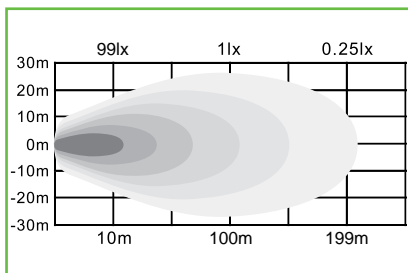
5-YEAR
W
12-24
VOLTS
IP
68
IP
69K

Number of LEDs	10
Lumens	2,400
Lead Length	18"
Mount / Base	10mm Stud, SST
Flash Pattern	Double Flash



Part No.	Type - Color	Amp	Connection	Wt. (lbs.)
1492232	Flood - Clear Strobe - Amber	1.72 - Flood 0.36 - Strobe	Deutsch	1.30

Light functions as a flood light or a warning strobe light.



EDGELESS ULTRA BRIGHT 3.8" LED WITH STROBE

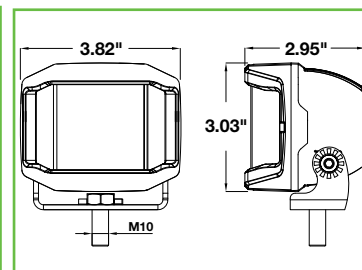
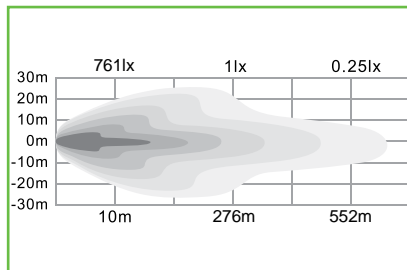
5-YEAR
W
12-24
VOLTS
IP
68
IP
69K

Number of LEDs	40
Lumens	8,400
Lead Length	18"
Mount / Base	10mm Stud, SST
Flash Pattern	Double Flash



Part No.	Type - Color	Amp	Connection	Wt. (lbs.)
1492242	Flood/Spot- Clear Strobe - Amber	3.2 - Flood 0.67 - Strobe	Blunt Cut	1.59

Light functions as a flood/spot light or a warning strobe light.



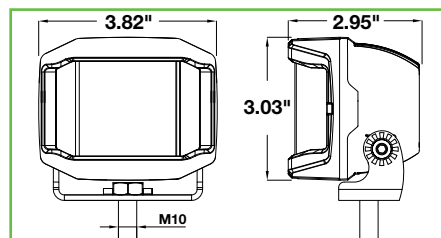
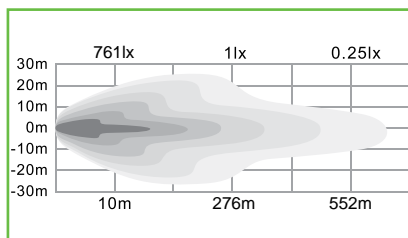
EDGELESS ULTRA BRIGHT WIDE ANGLE 3.8" LED

5-YEAR
W
12-24
VOLTS
IP
68
IP
69K

Number of LEDs	10
Lumens	8,400
Lead Length	18"
Mount / Base	10mm Stud, SST



Part No.	Type	Color	Amp	Connection	Wt. (lbs.)
1492240	Flood/Spot	Clear	3.2	Blunt Cut	1.59



Work/Strobe Lights

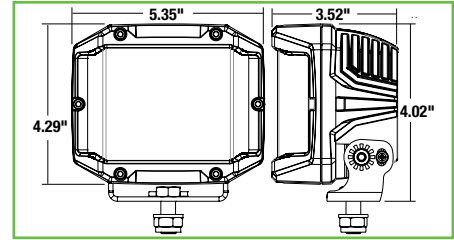

ULTRA BRIGHT WIDE ANGLE 5.3" XR LED

5-YEAR W	Number of LEDs	17
12-24 VOLTS	Lumens	6,920
IP 68	Lead Length	28"
IP 69K	Mount / Base	10mm Stud, SST



Part No.	Type	Color	Amp	Connection	Wt. (lbs.)
1492222	Flood/Spot	Clear	4.17	Blunt Cut	3.24

Includes XR-Extended Range Optics for greater distance

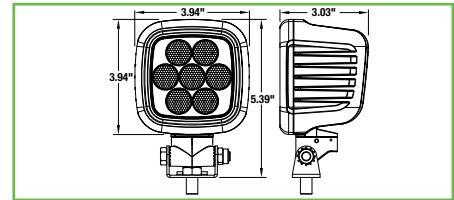



ULTRA BRIGHT 4" SWIVEL-BASE LED

5-YEAR W	Number of LEDs	21
12-24 VOLTS	Lumens	12,600
IP 68	Lead Length	9"
IP 69K	Mount / Base	10mm Stud, SST



Part No.	Type	Color	Amp	Connection	Wt. (lbs.)
1492223	Flood	Clear	7.75	Deutsch	2.34

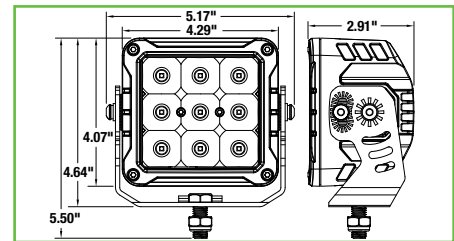



ULTRA BRIGHT 5" LED

5-YEAR W	Number of LEDs	36
12-24 VOLTS	Lumens	21,600
IP 68	Lead Length	28"
IP 69K	Mount / Base	10mm Stud, SST



Part No.	Type	Color	Amp	Connection	Wt. (lbs.)
1492225	Flood	Clear	10.00	Deutsch	2.90



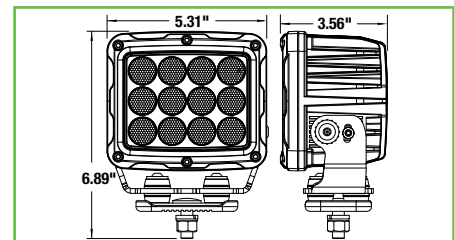

ULTRA BRIGHT 5.3" XR LED

5-YEAR W	Number of LEDs	36
12-24 VOLTS	Lumens	21,600
IP 68	Lead Length	9"
IP 69K	Mount / Base	10mm Stud, SST



Part No.	Type	Color	Amp	Connection	Wt. (lbs.)
1492226	Flood	Clear	12.42	Deutsch	4.6

Includes XR-Extended Range Optics for greater distance



RECTANGULAR

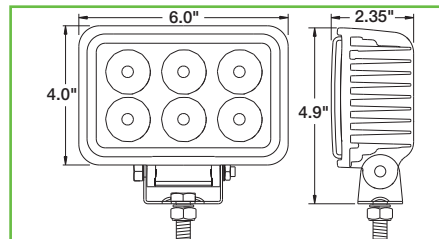
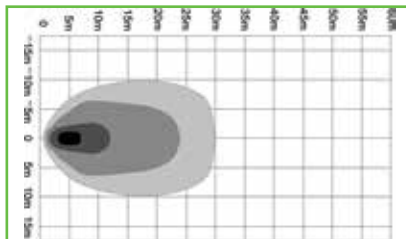
6" LED

5-YEAR
W
12-24
VOLTS
IP
67

Number of LEDs	6
Lumens	1,350
Lead Length	36"
Mount / Base	10mm Stud SST



Part No.	Type	Color	Amp	Connection	Wt. (lbs.)
1492118	Flood	Clear	1.5	Blunt Cut	1.75



6.25" LED RECESSED SCENE LIGHT

5-YEAR
W
12-24
VOLTS
IP
68
IP
69K

Number of LEDs	6
Lumens	1,140
Lead Length	18"
Mount / Base	Recessed, Rubber

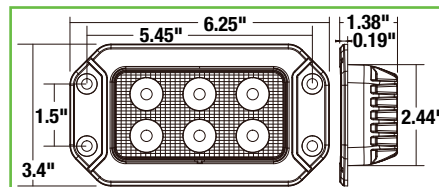



Side view of angled Rubber Mount



Part No.	Type	Color	Amp	Connection	Wt. (lbs.)
1492191	Flood	Clear	0.75	Blunt Cut	1.2

Includes 30° rubber offset mount for surface mount



ULTRA BRIGHT 6" LED

5-YEAR
W
12-24
VOLTS
IP
68
IP
69K

Number of LEDs	15
Lumens	4,050
Lead Length	18"
Mount / Base	10mm Stud, SST




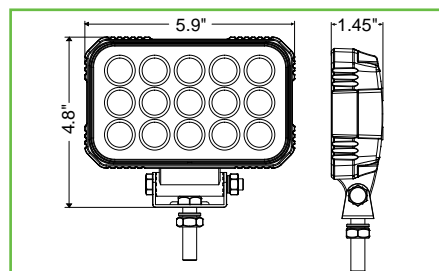
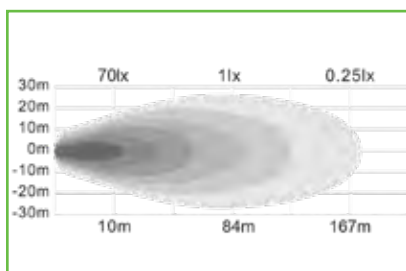
1492190



1492290



Part No.	Type	Color	Amp	Connection	Wt. (lbs.)
1492190	Flood	Clear	1.96	Blunt Cut	1.6
1492290	Spot	Clear	1.96	Blunt Cut	1.6



Work Lights

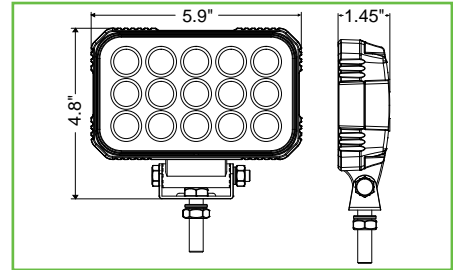
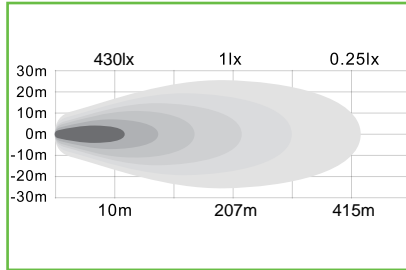
ULTRA BRIGHT 6" XR LED

5-YEAR W	Number of LEDs	15
12-24 VOLTS	Lumens	9,000
IP 68	Lead Length	18"
IP 69K	Mount / Base	10mm Stud, SST



Part No.	Type	Color	Amp	Connection	Wt. (lbs.)
1492196	Flood	Clear	6.8	Blunt Cut	1.6

Includes XR-Extended Range Optics for greater distance

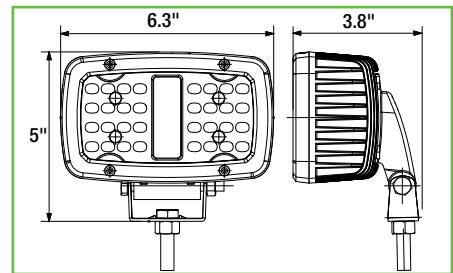
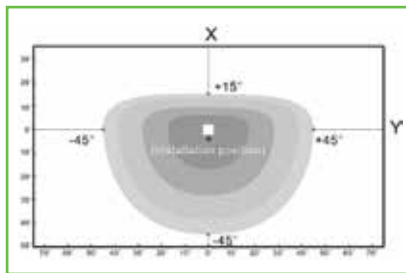


ULTRA BRIGHT 6.3" LED

5-YEAR W	Number of LEDs	36
12-24 VOLTS	Lumens	7,920
IP 67	Lead Length	11"
	Mount / Base	10mm Stud, SST



Part No.	Type	Color	Amp	Connection	Wt. (lbs.)
1492194	Flood	Clear	4.9	Blunt Cut	1.88

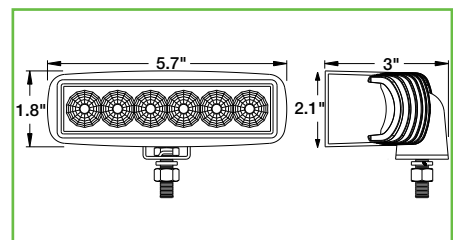
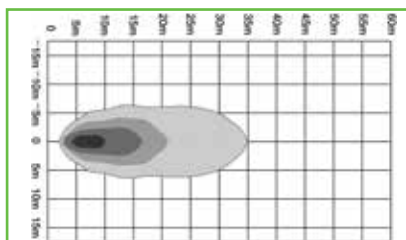


5.7" LED LOW PROFILE

5-YEAR W	Number of LEDs	6
12-24 VOLTS	Lumens	1,620
IP 68	Lead Length	36"
IP 69K	Mount / Base	8mm Stud SST



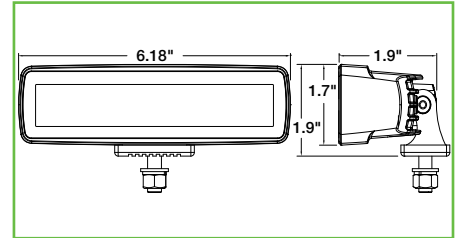
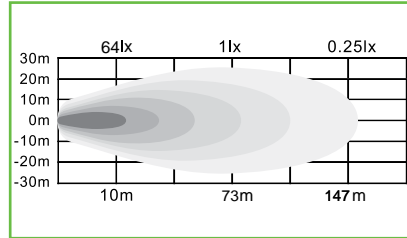
Part No.	Type	Color	Amp	Connection	Wt. (lbs.)
1492135	Flood	Clear	1.5	Blunt Cut	1.6



EDGELESS 6" LED

5-YEAR
W
12-24
VOLTS
IP
68
IP
69K

Number of LEDs	6
Lumens	2,880
Lead Length	18"
Mount / Base	8mm Stud, SST

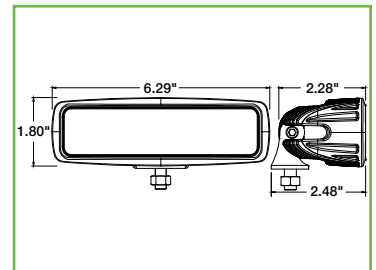
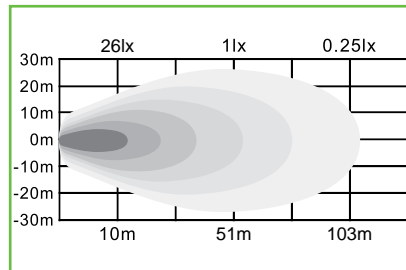


Part No.	Type	Color	Amp	Connection	Wt. (lbs.)
1492235	Flood	Clear	2.04	Blunt Cut	1.6

6.3" LED FLOOD/**STROBE**

5-YEAR
W
12-24
VOLTS
IP
68
IP
69K

Number of LEDs	18
Lumens	1,710
Lead Length	18"
Mount / Base	8mm Stud, SST
Flash Pattern	Double Flash



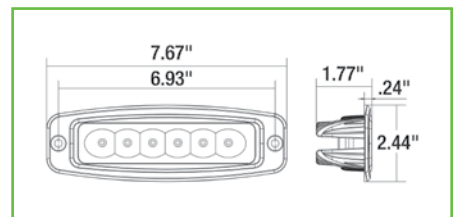

Part No.	Type - Color	Amp	Connection	Wt. (lbs.)
1492233	Flood - Clear Strobe - Amber	1.27 - Flood 0.21 - Strobe	Deutsch	1.45

Light functions as a flood light or a warning strobe light.

ULTRA BRIGHT RECESSED 7.7" LED

5-YEAR
W
12-24
VOLTS
IP
68
IP
69K

Number of LEDs	6
Lumens	3,600
Lead Length	20"
Mount / Base	Recessed



Part No.	Type	Color	Amp	Connection	Wt. (lbs.)
1492228	Flood	Clear	2.18	Deutsch	1.16



Standard bracket



Shown with the included angle bracket

Work Lights

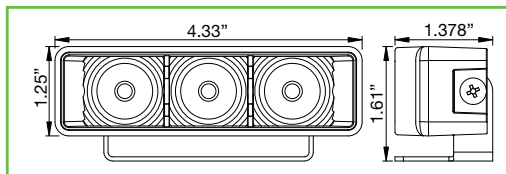
4.3" LED PROJECTOR LIGHT

5-YEAR W	Number of LEDs	3
12 VOLTS	Lumens	120
IP 67	Lead Length	36"
	Base / Mount	Hinged/SS Bracket




Part No.	Color	Amp	Connection	Wt. (lbs.)
5624433	Clear	0.30	Blunt Cut	0.37

Ideal for cab steps and perimeter ground lighting

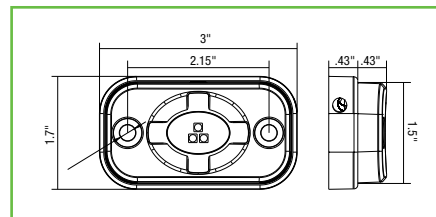


3" LED MULTI-MOUNT

5-YEAR W	Number of LEDs	3
12-24 VOLTS	Lumens	1,260
IP 68	Lead Length	18"
IP 69K	Rubber Mount / Base	Flat, Tubular and Angle

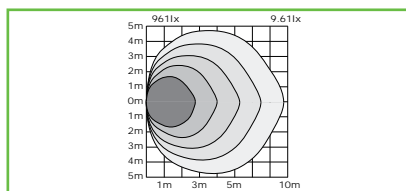


Part No.	Type	Color	Amp	Connection	Wt. (lbs.)
1492139	Flood	Clear	0.34	Blunt Cut	0.32

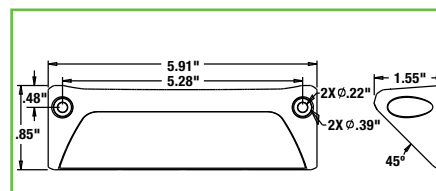


6" LED SCENE LIGHT

5-YEAR W	Number of LEDs	52
12-24 VOLTS	Lumens	2,296
IP 68	Lead Length	20"
IP 69K	Mount / Base	45° Angled





Part No.	Type	Color	Amp	Connection	Wt. (lbs.)
1492238	Flood	Clear	1.54	Blunt Cut	0.65



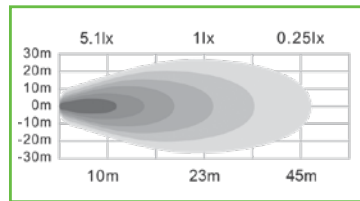
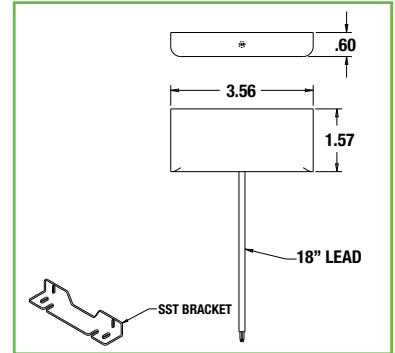
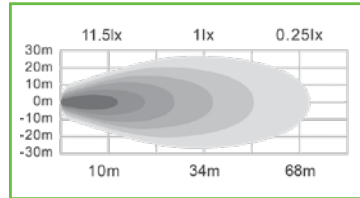
3.5" LED BACKUP/FLOOD LIGHTS WITH STROBE OPTION **NEW**

SAE J596
CLASS 2
5-YEAR
W
12-24
VOLTS
IP
67
IP
69K

Number of LEDs	23
Lumens	120
Lead Length	18"
Mount	Surface
Flash Pattern	Double Flash*

Part No.	Type	Color	Amp	Connection	Wt. (lbs.)
 1492247	Backup/Flood	Clear	0.53 A	Blunt Cut	0.34
 1492248*	Backup/Flood w/ amber Strobe	Amber/Clear	0.53-1.55 A	Blunt Cut	0.37


Includes pick-up/service body under bumper mounting bracket

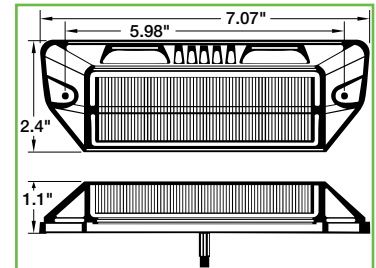
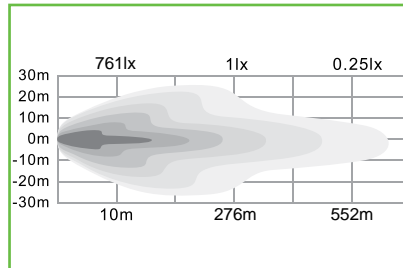


7" LED SCENE LIGHT WITH STROBE


SAE J596
CLASS 1
5-YEAR
W
12-24
VOLTS
IP
67

Number of LEDs	12
Lumens	1,500
Lead Length	12"
Mount / Base	Surface
Flash Pattern	19

Part No.	Type - Color	Amp	Connection	Wt. (lbs.)
 1492245	Flood - Clear Strobe - Amber	0.5 - Flood 0.25 - Strobe	Blunt Cut	0.8



STAINLESS STEEL MOUNTS FOR WORK LIGHTS



Part No.	Description	Wt. (lbs.)
1492106	Stainless Steel Bracket	0.47
1492107	Stainless Steel Bracket	0.90

Work Light Bars

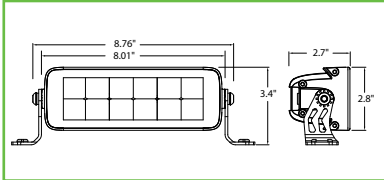
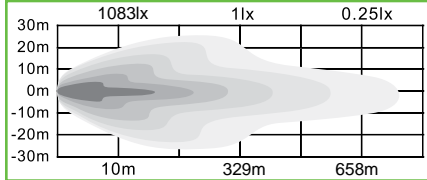
EDGELESS ULTRA BRIGHT DUAL ROW LED COMBINATION LIGHT BARS

5-YEAR
W
12-24
VOLTS
IP
68
IP
69K

Color	Clear
Mount / Base	Aluminum

Part No.	Length	LEDs	Type	Amp	Lead Length	Connection	Lumens	Wt. (lbs.)
1492260	8"	12	Flood/Spot	3.78	19.5"	Deutsch	5,040	3.11
1492261	14"	24	Flood/Spot	7.73	19.5"	Deutsch	10,080	4.65
1492262	22"	40	Flood/Spot	14.60	39.25"	Deutsch	16,800	6.61
1492263	32"	60	Flood/Spot	20.80	39.25"	ATP	25,200	8.53

8"

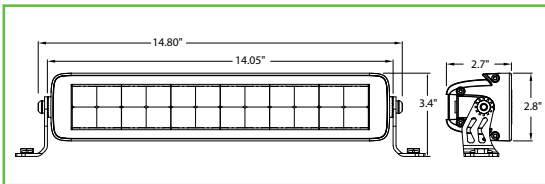
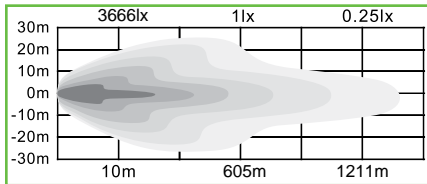


REAR MOUNTING LEGS, 1492260 SERIES

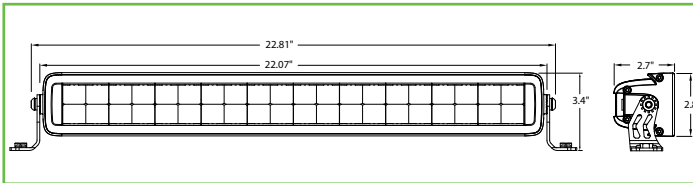
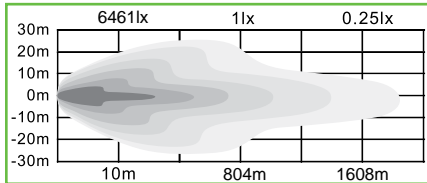


Part No.	Description
3048967	Rear Mounting Legs For 1492260 Series

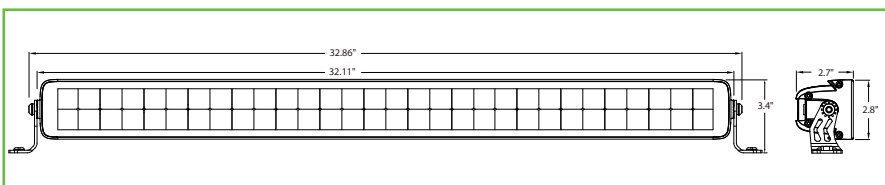
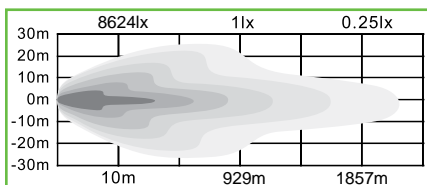
14"



22"



32"

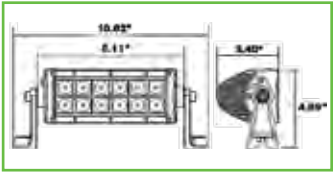
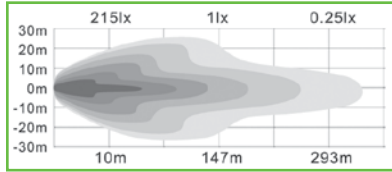


ULTRA BRIGHT DUAL ROW LED COMBINATION LIGHT BARS

5-YEAR
W
12-24
VOLTS
IP
68

Color	Clear
Connection	Blunt Cut
Mount / Base	Aluminum


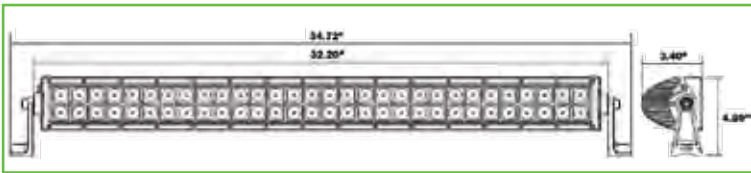



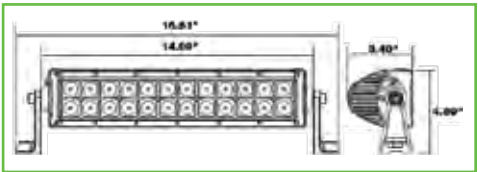
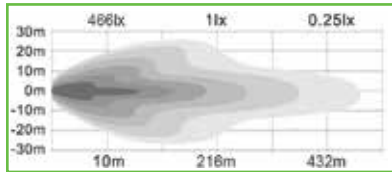
Part No.	Length	LEDs	Type	Amp	Lead Length	Lumens	Wt. (lbs.)
1492160	8"	12	Flood/Spot	2.0	33.5"	3,240	3.34
1492161	14"	24	Flood/Spot	4.2	33.5"	6,480	4.98
1492162	22"	40	Flood/Spot	8.2	52.5"	10,800	7.34
1492163	32"	60	Flood/Spot	12.0	52.5"	16,200	10.15
1492165	50"	96	Flood/Spot	16.0	52.5"	25,920	15.42



REAR MOUNTING LEGS, 1492160 SERIES



Part No.	Description
3034110	Rear Mounting Legs For 1492160 Series
3034109	Side Mounting Legs For 1492160, 1492170 Series



Work Light Bars

ULTRA BRIGHT SINGLE ROW LED COMBINATION LIGHT BARS

5-YEAR
W
12-24
VOLTS
IP
68

Color	Clear
Connection	Blunt Cut
Mount / Base	Aluminum

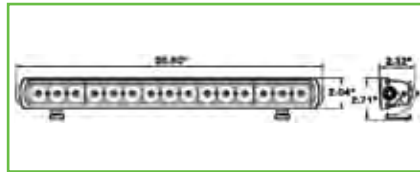
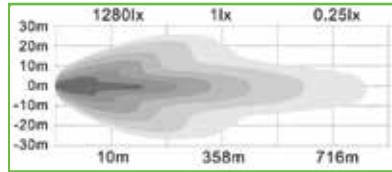
Part No.	Length	LEDs	Type	Amp	Lead Length	Lumens	Wt. (lbs.)
1492182	20.5"	15	Flood/Spot	2.80	30.5"	4,050	3.70
1492183	32"	24	Flood/Spot	4.55	30.5"	6,480	5.45
1492184	39.5"	30	Flood/Spot	5.78	30.5"	8,100	6.62
1492185	51"	39	Flood/Spot	7.60	30.5"	10,530	8.80

Adjustable width mounts.

20.5"



1492182



REAR MOUNTING LEGS, 1492180 SERIES



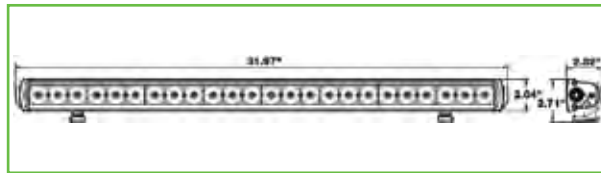

Part No.	Description
3034111	Mounting Legs for 1492180 Series Rear Mount, Grain Black Powder Coated



32"



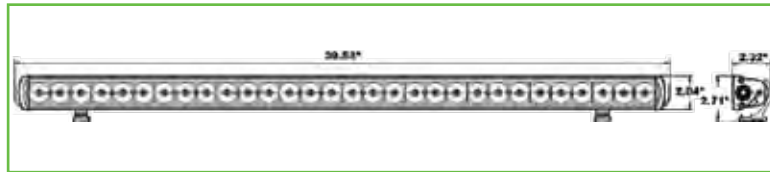

1492183



39.5"



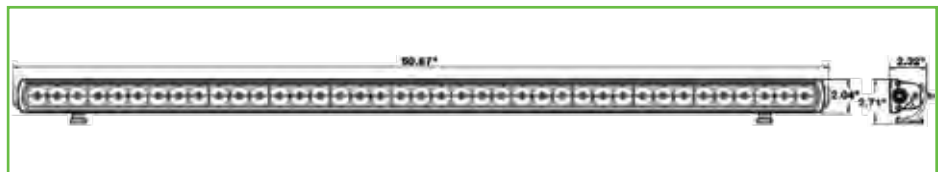

1492184



51"



1492185



ULTRA BRIGHT DUAL ROW LED CURVED COMBINATION LIGHT BARS

**5-YEAR
W
12-24
VOLTS
IP
68**

Color	Clear
Connection	Blunt Cut
Mount / Base	Aluminum

Part No.	LEDs	Type	Amp	Lead Length	Lumens	Wt. (lbs.)
1492171	24	Flood/Spot	4.2	33.5"	6,480	4.93
1492172	40	Flood/Spot	8.2	52.5"	10,800	7.29

14"

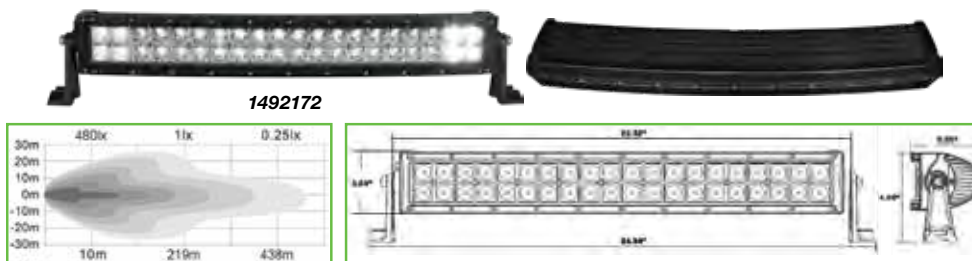


REAR MOUNTING LEGS, 1492170 SERIES



Part No.	Description
3034110	Rear Mounting Legs For 1492170 Series

22"



PREWIRED HARNESS WITH IN-CAB SWITCH FOR LIGHT BARS

Single switch and relay harness to control 12VDC lighting of up to a 30 Amp load

- 16" lead to battery connections with 5/16 ring terminals
- 30 amp ATO fuse in sealed holder
- SPST relay with single bolt mounting tab
- 9' lead to switch with intermediate connector for easy routing
- Lighted rocker switch conveniently mounts in 3/4" diameter round hole
- 9' lead to connector for light



Part No.	Description	Wt. (lbs.)
3035768	Harness with Single Switch, DT Connection	0.93

For 1492160, 1492170, 1492180 series work lights.



Part No.	Description	Wt. (lbs.)
3035770	Harness with Single Switch, ATP Connection	1.04

For 1492160, 1492170, 1492180 series work lights.

Strip Lights


SILICONE LED STRIP LIGHTS WITH 3M™ ADHESIVE BACK

LIMITED LIFETIME WARRANTY
 12 VOLTS
 IP 68

Connection	Blunt Cut, Both Ends
Hardware Included	End Caps and Mounting Clips



Included mounting clips and end caps



Strip lights can be cut every 3 LEDs



Silicone housing prevents yellowing



5622941

Clear Cool Strip Lights

Part No.	Color	Size	LED's	Amps	Lumens	Wt. (lbs.)
5622941	Clear, Cool	24"	36	0.60	684	0.35
5623957	Clear, Cool	36"	54	0.90	1,026	0.40
5625377	Clear, Cool	48"	72	1.20	1,368	0.44



3035896 shown with strip



3035896 Back tape shown



3035896

Accessories

Part No.	Description	Wt. (lbs.)
3035896	LED Strip Light Mounting Channel, 17-1/2" Long, Black, with 3M® Mounting Tape	0.39



5622941 shown



PVC LED STRIP LIGHTS WITH 3M™ ADHESIVE BACK



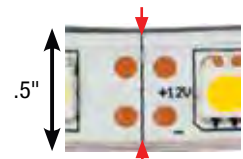
Connection	Blunt Cut, Both Ends
Hardware Included	End Caps and Mounting Clips



3063007 = Kit as shown



3041034
End cap kit, 100 pack for strip lights



Strip lights can be cut every 3 LEDs



5621827



5621928



3035896 shown with strip light



3035896



5621002
6 Amps



3035896 Mounting tape shown

Warm Strip Lights, 3000 K color Temperature

Part No.	Color	Size	LED's	Amps	Lumens	Wt. (lbs.)
5621827	Clear, Warm	18"	27	0.41	360	0.31
5622436	Clear, Warm	24"	36	0.54	470	0.35
5623654	Clear, Warm	36"	54	0.81	710	0.40
5624872	Clear, Warm	48"	72	1.12	940	0.44
5626090	Clear, Warm	60"	90	1.30	1,180	0.55
56296144	Clear, Warm	96"	144	2.00	2,160	0.88

Cool Strip Lights, 6000 K Color Temperature

Part No.	Color	Size	LED's	Amps	Lumens	Wt. (lbs.)
5621928	Clear, Cool	18"	27	0.41	360	0.31
5622537	Clear, Cool	24"	36	0.54	470	0.35
5623755	Clear, Cool	36"	54	0.81	710	0.40
5624973	Clear, Cool	48"	72	1.12	940	0.44
5626191	Clear, Cool	60"	90	1.30	1,175	0.55
56297145	Clear, Cool	96"	144	2.00	2,160	0.88
562109166	Clear, Cool	108"	165	3.00	2,400	1.12
562133202	Clear, Cool	132"	201	4.00	3,000	1.37

Accessories

Part No.	Description	Wt. (lbs.)
3035896	LED Strip Light Mounting Channel, 17-1/2" Long, Black, 3M® Mounting Tape	0.39

Accessories

Part No.	Description	Wt. (lbs.)
5621002	LED Strobe Controller with 6" Leads, Converts Steady-On Strip Lights to a Strobe Pattern	0.07



5623755 shown in compartments
1492238 shown along roofline

Dome Lights

LED ROPE LIGHT WITH CONNECTIONS AND MOUNTS




Number of LEDs	576
Lumens	48-60 per Foot
Size	52.5' L x 1/2" Dia.
Base / Mount	Clips

- 576 clear LEDs illuminate truck compartments and truck boxes.
- Clips included for mounting and anchoring.
- 1/2in. dia. protective, flexible PVC covering makes it easy to locate lights where you need them.
- Connection plug and power cable included for quick installation.



Part No.	Color	Amp	Connection	Wt. (lbs.)
5625576	Clear	3.8	Plug	6



Included mounting hardware and connections

7.9" ROUND LED INTERIOR DOME LIGHTS



Number of LEDs	36
Lumens	2,200
Lead Length	8"
Connection	Blunt Cut

Part No.	ON/OFF Function	Color	Amp	Mounting	Wt. (lbs.)
5625336	Remote Switch	Clear	1.5	Surface	0.39
5625337	Built-In Touch Switch	Clear	1.5	Surface	0.39
5625338	Motion Sensor	Clear	1.5	Surface	0.39



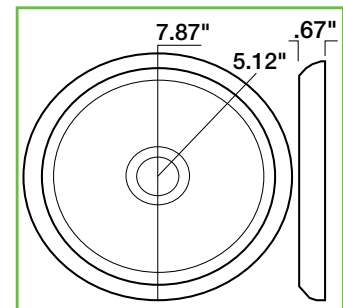
5625336
Remote Switch



5625337
Built-In Touch Switch



5625338
Motion Sensor



5.8" RECTANGULAR LED INTERIOR DOME LIGHTS

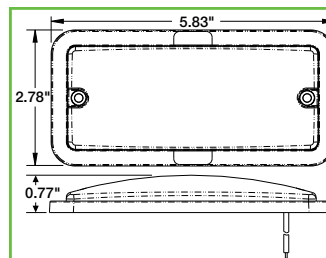


Number of LEDs	14
Lumens	700
Lead Length	8"
Connection	Blunt Cut

Part No.	ON/OFF Function	Color	Amp	Mounting	Wt. (lbs.)
5626336	Remote Switch	Clear	1.5	Surface	0.14



5626336
Remote Switch



LOW PROFILE **HEATED** LED PLOW LIGHT

12-24
VOLTS

IP
68

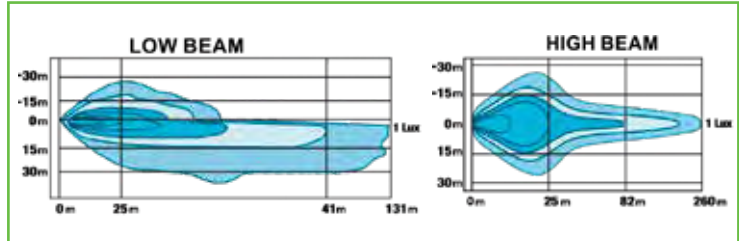
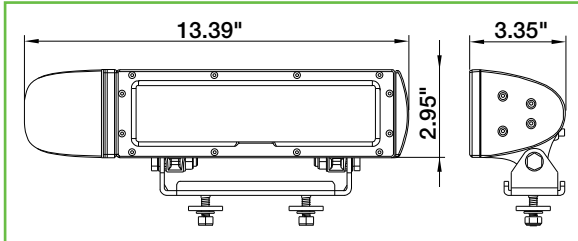
HEATED

Number of LEDs	15 Clear LEDs
Color Temperature	5200K - 5700K
Connection	19" 6 Pin Deutsch Connector
Mount	Dual Post Mount
Housing	Black Powder-Coated Aluminum



Part No.	Lumens	Amp	Wt. (lbs.)
1312100	High Beam 3600 lm	4.0	12
	Low Beam 1800 lm		

Heated tempered glass lens helps prevent ice from building up.
Over twice as bright as traditional halogens, with a much longer lifespan.
12V relay may be required (not included) for heated function on certain trucks.



SQUARE **HEATED** LED PLOW LIGHT WITH MULTI-DIRECTIONAL MOUNT FOR INDICATOR

12-24
VOLTS

IP
68

IP
69K

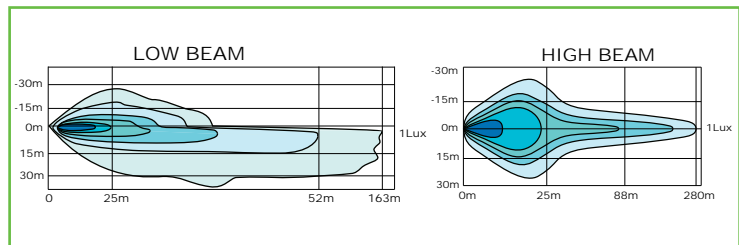
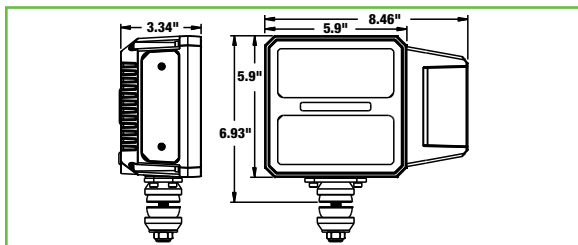
HEATED

Number of LEDs	11 Clear LEDs
Color Temperature	5700K
Connection	16" 6 Pin Deutsch Connector
Mount	Multi-Mount
Housing	Black Powder-Coated Aluminum



Part No.	Lumens	Amp	Wt. (lbs.)
1312200	High Beam 3600 lm	5.7	9.5
	Low Beam 1800 lm		

Heated tempered glass lens helps prevent ice from building up.
Over twice as bright as traditional halogens, with a much longer lifespan.
12V relay may be required (not included) for heated function on certain trucks.




Directional indicator can be mounted on the Left / Right / Top of the light



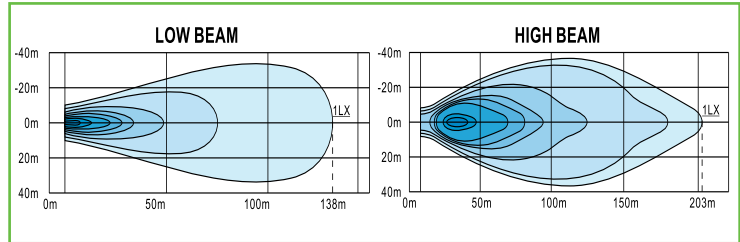
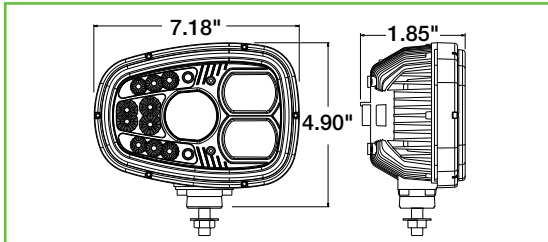
LED Plow Lights

UNIVERSAL **HEATED** LED SNOW PLOW HEADLIGHTS

12-24 VOLTS	Number of LEDs	13 Clear LEDs
IP 65	Color Temperature	5300K - 6000K
HEATED	Connection	11" 6 Pin Deutsch Connector
	Mount	Single Post Mount
	Housing	Black Powder-Coated Aluminum

Part No.	Lumens	Amp	Wt. (lbs.)
 1312000	High Beam 2,500 lm Low Beam 1,200 lm	5.5	9.8

Heated tempered glass lens helps prevent ice from building up. Over twice as bright as traditional halogens, with a much longer lifespan. 12V relay may be required (not included) for heated function on certain trucks.



1312000 shown



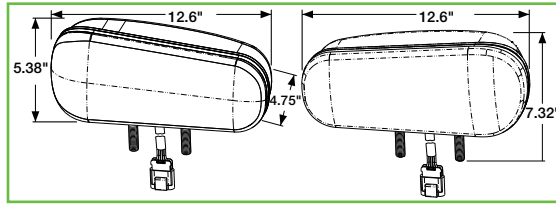
1312000 shown



UNIVERSAL HALOGEN SNOWPLOW LIGHT KIT



Connection	Universal Wiring Harness
Mount	Dual Post Mount
Housing	High Image Polycarbonate Case



Part No.	Description	Amp	Wt. (lbs.)
1311100	Dual Beam Halogen Headlamps with Turn Signal/Parking Light	24	10.45



Kit includes a universal wiring harness and switch



1311110



1311102



1311101



1311103

Accessories

Part No.	Description
1311110	Headlight Adapter for International® Trucks
1311102	Low Beam Replacement Bulb for 1311100
1311101	Hi Beam Replacement Bulb for 1311100
1311103	Amber Park/Turn Replacement Bulb for 1311100

SAM® PLUG AND PLAY OEM ADAPTERS **NEW**

- These Plug and Play Adapters allow you to install SAM® Aftermarket lights on any brand plow (BOSS®, Western®, Fisher®, SnowEx®, or Meyer®).
- Works with existing plow harnesses with no splicing or cutting.
- The 1311890 5-to-6 pin adapter is required for use with 1312000, 1312100 and 1312200 LED lights.



1311800 shown



1311820 shown



1311810 shown



1311830 shown

Part No.	Description	For use with	Wt. (lbs.)
1311800	Harness Kit Adapter, BOSS® SL3 TO 5-PIN	Boss SL3 Light Harness	0.15
1311810	Harness Kit Adapter, BOSS® SL2 TO 5-PIN	Boss SL2 Light Harness	0.28
1311820	Adapter Harness, Western/Fisher 11-PIN TO 5-PIN Plow Light	Western/Fisher/SnowEx Lighting Harness	0.88
1311830	Harness Kit, Meyer® Module C Port to 5-PIN	Meyer Lighting Harness	0.16
1311890	Harness Kit Adapter, 5-PIN TO 6-PIN SAM 1312100/1312200	SAM OEM headlight adapters and 6-pin SAM lights	0.16

All adapters work with 1311100 and SnowDog® 16160700A, 16160800 and 16160900 lights.

Plow Light Brackets for Muni Applications

STAINLESS STEEL TRUCK HOOD LIGHT BRACKETS



PLB11SS for use with single stud plow lights



PLB12SS for use with 1311100 dual stud plow lights



PLB18SS Plow Light Bracket Kit for Freightliner M2-106



PLB11SS shown with 1312000 plow light and 8891709 warning light

Part No.	Description	Style	Wt. (lbs.)
PLB11SS	Stainless Steel Truck Hood Light Brackets with Hardware, for use with single stud plow lights	Single Stud	5.0
PLB12SS	Extended Stainless Steel Truck Hood Light Brackets with Hardware, for use with dual stud plow lights	Dual Stud	5.0
PLB18SS	Plow Light Bracket Kit for Freightliner M2-106		10.14

Kit Includes driver & passenger side bracket, gaskets & fasteners.
 Universal fit for medium and heavy class truck hoods:
 Ford®, Freightliner®, GMC®, International®, Mack®, Peterbilt®, Sterling®, Volvo®



PLB18SS shown



Plow Light Brackets for Muni Applications

MIRROR MOUNT LIGHT BRACKET KIT



PLB15SS shown with 1312200 plow lights



Part No.	Description	Style	Wt. (lbs.)
PLB15SS	External Mirror Mount Bracket Kit, Fits International Harvester HV507 Series	Single Stud	6.47
PLB16SS	Mirror Mount Plow Light Bracket Kit for use with 1311000 and 1312100 dual post plow lights.	Dual Stud	6.88

Kit Includes driver & passenger side bracket, gaskets & fasteners.

PLOW LIGHT BRACKET KIT FOR MACK GRANITE 2020+



PLB17SS shown with warning lights and plow light

Part No.	Description	Style	Wt. (lbs.)
PLB17SS	Plow Light Bracket Kit, Fits MACK	Single Stud	15.76

Kit Includes driver & passenger side bracket, gaskets & fasteners.

PLOW LIGHT BRACKET KIT FOR BOSS® LIFT FRAMES **NEW**

- For use with mounting aftermarket lights onto BOSS® lift frames.
- Dual hole patterns work with all SAM® and SnowDogg® lights.



Part No.	Description	Style	Wt. (lbs.)
PLB19	Plow Light Bracket Kit for Boss® Lift Frames	Dual Stud	6.5

LED Modular Light Bars

LED MODULAR LIGHT BAR SERIES



- 13" wide x 2" tall
- Optional work lights take down alley lights on 49", 54" and 60" models
- Mounting feet and controller sold separately (see pg 176)
- Available in 24", 49", 54" and 60" sizes

- Customize by adding amber, blue, green, clear and/or red strobes
- Middle strobes have 3-LED reflector heads
- Corner strobes have 6-LED D-fuser heads
- Dimming mode
- Extruded aluminum frame

24" LED MODULAR LIGHT BAR



49" LED MODULAR LIGHT BAR



54" LED MODULAR LIGHT BAR FRAME **NEW**



60" LED MODULAR LIGHT BAR



Part No.	Size	LEDs	Amp	Modules Description	Example of Chassis Diagram	Wt. (lbs.)
88930240	24"	-	3-6	Lightbar frame w/o lightheads		12.04
8893024	24"	36	3-6	8 Amber		15.4
88930243	24"	36	3-6	4 Amber, 4 Clear		15.4
3034374	24"	36	3-6	4 Amber, 4 Green		15.4
88930490	49"	-	7-14	Lightbar frame w/o lightheads		25.0
8893049	49"	54	7-14	14 Amber Built-in Traffic Advisor		33.0
3026981	49"	60	7-14	8 Amber, 8 Clear		33.5
3046364	49"	72	7-14	12 Amber, 4 Take Down Lights		33.5
88930492	49"	36	7-14	8 Amber		31.8
3040855	49"	36	7-14	8 Amber, 2 Take Down Lights		31.8
88930493	49"	36	7-14	4 Amber, 4 Clear		31.8
88930540	54"	-	7-14	Lightbar frame w/o lightheads		28.7
3050429	54"	66	7-14	9 Amber, 9 Clear		34.0
3050959	54"	78	7-14	16 Amber, 2 Take Down Lights, 2 Alley Lights		34.0
88930600	60"	-	8-16	Lightbar frame w/o lightheads		30.2
8893060	60"	60	8-16	14 Amber, 2 Red Stop-Turn-Tail Lights Built-in Traffic Advisor		36.1
3031546	60"	48	8-16	6 Amber, 6 Clear		36.1
3053887	60"	48	8-16	8 Amber, 2 Clear, 2 Green		36.1
88930603	60"	42	8-16	8 Amber, 2 Red Stop-Turn-Tail Lights 2 Take Down Lights		34.7
88930604	60"	48	8-16	12 Amber		34.9
3030056	60"	60	8-16	10 Amber, 4 Clear, 2 Red Stop-Turn-Tail Lights		34.9
88930605	60"	60	8-16	16 Amber Built-in Traffic Advisor		36.1




BUYERS CUSTOM LIGHT BARS

CUSTOMIZING STOCK LIGHT BARS

MODULAR LIGHT BARS CAN BE CUSTOMIZED BY PURCHASING THE ACCESSORY LIGHT HEADS LISTED BELOW. THIS ALLOWS LIGHT HEADS TO BE ADDED OR COLORS TO BE CHANGED WITHOUT HAVING TO BUY A NEW LIGHT BAR. TAKEDOWN AND ALLEY LIGHTS CAN ALSO BE ADDED TO 49" 54" AND 60" MODELS (NOT 24").

LED MIDDLE STROBE



3024631

	Part No.	LEDs	Color	Wt. (lbs.)
	3024631	3	Amber	0.28
	3024632	3	Clear	0.28
	3024633	3	Red	0.28
	3024634	3	Blue	0.28
	3032932*	3	Green	0.28

*3032932 is not CA13 or SAE J595 Class 1

LED CORNER STROBE



3024635



3076735

	Part No.	LEDs	Color	Wt. (lbs.)
	3024635	6	Amber	0.21
	3024636	6	Clear	0.21
	3024637	6	Red	0.21
	3024638	6	Blue	0.21
	3032933*	6	Green	0.21

*3032933 is not CA13 or SAE J595 Class 1

Accessories

Part No.	Description
3076735	Corner strobe mounting bracket

Each bracket holds two corner strobes. 2 needed per lightbar

LED MIDDLE TAKE DOWN LIGHT HEAD



3024639

	Part No.	LEDs	Raw Lumens	Color	Wt. (lbs.)
	3024639	6	1170	Clear	0.23
	3024640	9	1440	Clear	0.25

LED ALLEY LIGHTS



	Part No.	LEDs	Raw Lumens	Color	Wt. (lbs.)
	3024642	3	975	Clear	0.14

LED Modular Light Bar Accessories

PLASTIC MOUNTING FEET FOR LED MODULAR LIGHT BAR



3024646 shown with 24" light bar

Part No.	Size	Wt. (lbs.)
3024646	12.625"L x 5.50"W x 2.25"T	2.58

Feet have an adjustable width.
Used in conjunction with stainless steel strap kits.

STEEL MOUNTING FEET FOR LED MODULAR LIGHT BAR



3024647 shown with 24" light bar

Part No.	Size	Wt. (lbs.)
3024647	10.125"L x 6.5"W x 2-3"T	3.89

Feet have an adjustable height and are black powder-coated.
Used in conjunction with stainless steel strap kits.

HEADACHE RACK STEEL MOUNTING FEET FOR LED MODULAR LIGHT BARS



3024648 shown with 24" light bar

Part No.	Size	Wt. (lbs.)
3024648	4.5"L x 6.75"W x 1.75"T	3.16

Black powder-coat finish.
Designed with a narrow surface for tight spaces.

WIDE-SURFACE STEEL MOUNTING FEET FOR LED MODULAR LIGHT BARS



3024649 shown with 24" light bar

Part No.	Size	Wt. (lbs.)
3024649	8.75"L x 2.50"W x 2.25"T	2.47

Black powder-coat finish.
Designed for use on flat surfaces or cab roofs.

STAINLESS STEEL STRAP KITS FOR LED MODULAR LIGHT BARS



3034400



3025442



3026116

Ford

Part No.	Make/Model	Wt. (lbs.)
3034400	F-150 (2015+) F250/F550 (2017+), Light Bars: 49", 54" & 60"	1.60
3026115	F-250/350/450/550 (1999-2016), Light Bars: 49", 54" & 60"	1.60

GM/Chevy

Part No.	Make/Model	Wt. (lbs.)
3025442	GM1500/2500/3500/4500/5500 (Up to 2018), Light Bars: 49", 54" and 60"	1.53
3042509	GM1500/2500/3500 (2019+), Light Bars: 49", 54" and 60"	1.53

RAM

Part No.	Make/Model	Wt. (lbs.)
3026116	RAM 500/2500/3500/4500/5500, (2009-2018), Light Bars: 49", 54" and 60"	1.60



5 SWITCH PANEL, PRE-WIRED



Part No.	Description	Wt. (lbs.)
6391205	5-Switch Panel, Pre-Wired, 3.5"L x 1.0"W x 2.5"T	0.35

For use with 24", 49", 54" & 60" modular light bars, plus surface and recessed mounted strobes.

6 SWITCH PANEL, PRE-WIRED WITH LED PATTERN DISPLAY



Part No.	Description	Wt. (lbs.)
6391206	6-Switch Panel, Pre-Wired with LED Pattern Display, 6.5"L x 0.75"W x 2.75"T	0.39

Built-in traffic advisor controls.

For use with 24", 49", 54" & 60" modular light bars.

7 FUNCTION PROGRAMMABLE SWITCH PANEL



Part No.	Description	Wt. (lbs.)
6391208	Switch Panel, 7 Function, Multi-Purpose, Programmable	0.83

The programmable panel supports up to 7 functions, and can be used to control multiple lights and/or other equipment.

For use with 49", 54" and 60" modular light bars.

Additional switch legends included.

8 FUNCTION PROGRAMMABLE SWITCH PANEL WITH RELAYS



Part No.	Description	Wt. (lbs.)
6391209	Switch Panel, 8 Function, Multi-Purpose, Programmable with Relays	0.83

The programmable panel supports up to 7 functions, and can be used to control multiple lights and/or other equipment.

The relay allows the switch panel to deliver additional amperage to lighting accessories with higher power demands.

For use with 49", 54" and 60" modular light bars.

Additional switch legends included.

LED Light Bars

24" LIGHT BAR WITH WIRELESS REMOTE **NEW**

SAE J849 CLASS 1 5-YEAR W 12-24 VOLTS IP 67	Number of LEDs	112
	Number of Flash Patterns	13
	Lead Length	25'
	Housing	Plastic and Aluminum
	Mount	Feet and Strap Kit Included

The remote may have capabilities that exceed the selected light bar's functionality. See specific Light Bar part #s for specific functionalities.



48" LIGHT BAR WITH WIRELESS REMOTE

SAE J849 CLASS 1 5-YEAR W 12-24 VOLTS IP 67	Number of LEDs	136
	Number of Flash Patterns	13
	Lead Length	25'
	Housing	Plastic and Aluminum
	Mount	Feet and Strap Kit Included

Light features a wireless hand held remote that displays the patterns being used.



48" LIGHT BAR WITH CLEAR TAKE DOWNS & ALLEY LIGHTS **NEW**

SAE J849 CLASS 1 5-YEAR W 12-24 VOLTS IP 67	Number of LEDs	160
	Number of Flash Patterns	13
	Lead Length	25'
	Housing	Plastic and Aluminum
	Mount	Feet and Strap Kit



Single Color

Part No.	Color	Amp	Wt. (lbs.)
8893424*	Amber	5.50	15
8893224	Amber	5.50	15

*With Clear Take Downs & Alley Lights

Dual Color

Part No.	Color	Amp	Wt. (lbs.)
8893524*	Amber/Clear	5.50	17
8893324	Amber/Clear	5.50	17

*With Clear Take Downs & Alley Lights

Single Color

Part No.	Color	Amp	Wt. (lbs.)
8893048	Amber	11.30	20

Dual Color

Part No.	Color	Amp	Wt. (lbs.)
8893148	Amber/Clear	11.30	20

Single Color

Part No.	Color	Amp	Wt. (lbs.)
8893248	Amber	9.2-9.8	20

Dual Color

Part No.	Color	Amp	Wt. (lbs.)
8893348	Amber/Clear	9.2-9.8	20



54" LIGHT BAR WITH CLEAR TAKE DOWNS & ALLEY LIGHTS **NEW**



Number of LEDs	176
Number of Flash Patterns	13
Lead Length	25'
Housing	Plastic and Aluminum
Mount	Feet and Strap Kit Included

Single Color


Part No.	Color	Amp	Wt. (lbs.)
8893254	Amber	10.2-10.8	20.9

Dual Color

Part No.	Color	Amp	Wt. (lbs.)
8893354	Amber/Clear	10.2-10.8	20.9



8893254



8893354



8893354
Alley Lights shown

60" LIGHT BAR WITH WIRELESS REMOTE **NEW**



Number of LEDs	168
Number of Flash Patterns	13
Lead Length	25'
Housing	Plastic and Aluminum
Mount	Feet and Strap Kit Included

Single Color

Part No.	Color	Amp	Wt. (lbs.)
8893460	Amber	11-12.5	21.4

Dual Color

Part No.	Color	Amp	Wt. (lbs.)
8893560	Amber/Clear	11-12.5	21.4



8893460



8893560

WHATS INCLUDED IN THE 24" - 60" LIGHT BARS



INCLUDES: Rechargeable wireless remote control. Screen indicates light bar functions.



INCLUDES: mounting feet and stainless steel strap kit

AVAILABLE ACCESSORIES FOR 24" - 60" LIGHT BARS



3024648



3024648 shown with 48" light bar



851443 mount for use with GuardDogg Headache Rack



6391203 The controller features (2) on/off switches and (1)

Part No.	Description
3024648	Narrow Mounting Feet
851443	GuardDogg® Mounting Bracket for 24"-60" Lightbars
6391203	Light Bar Switch Panel Controller

LED Light Bars

60" LIGHT BAR CLEAR TAKE DOWNS & ALLEY LIGHTS **NEW**

SAE J845 CLASS 1 5-YEAR W 12-24 VOLTS IP 67	Number of LEDs	208
	Number of Flash Patterns	13
	Lead Length	25'
	Housing	Plastic and Aluminum
	Mount	Feet and Strap Kit Included

Single Color

Part No.	Color	Amp	Wt. (lbs.)
8893660	Amber	11-12.5	23.4

Dual Color

Part No.	Color	Amp	Wt. (lbs.)
8893760	Amber/Clear	11-12.5	23.4



60" LIGHT BAR CLEAR TAKE DOWNS & ALLEY LIGHTS / REAR FACING TURN SIGNALS **NEW**

SAE J845 CLASS 1 5-YEAR W 12-24 VOLTS IP 67	Number of LEDs	224
	Number of Flash Patterns	13
	Lead Length	25'
	Housing	Plastic and Aluminum
	Mount	Feet and Strap Kit Included

Single Color

Part No.	Color	Amp	Wt. (lbs.)
8893860	Amber	11-12.5	23.4

Dual Color

Part No.	Color	Amp	Wt. (lbs.)
8893960	Amber/Clear	11-12.5	23.4



WHATS INCLUDED IN THE 24"- 60" LIGHT BARS




INCLUDES:
Rechargeable wireless remote control. Screen indicates light bar functions.



INCLUDES:
mounting feet and stainless steel strap kit

AVAILABLE ACCESSORIES FOR 24"- 60" LIGHT BARS



851443 mount for use with GuardDogg Headache Rack

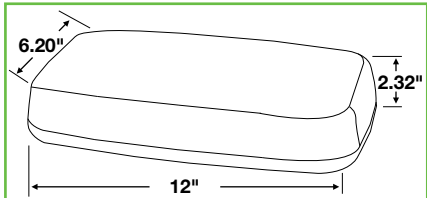
6391203 The controller features (2) on/off switches and (1)

Part No.	Description
3024648	Narrow Mounting Feet
851443	GuardDogg® Mounting Bracket for 24"-60" Lightbars
6391203	Light Bar Switch Panel Controller


12" **WIRELESS RECHARGEABLE** LED LIGHT BAR WITH REMOTE

- SAE J848 CLASS 1
- 1-YEAR WARRANTY
- 12-24 VOLTS
- IP 67
- CA 13

Number of LEDs	84
Number of Flash Patterns	7
Battery Life	Up to 6.5 Hours
Charging Cord	11.5'
Mount	2 Magnetic Mounts



8891031



3062757

Remote control, charging cord and magnetic mount

Part No.	Color	Amp	Wt. (lbs.)
8891031	Amber	2.5	3.08

Part No.	Color	Amp	Wt. (lbs.)
8891032	Amber/Clear	2.5	3.08

Light alternates between Amber and Clear

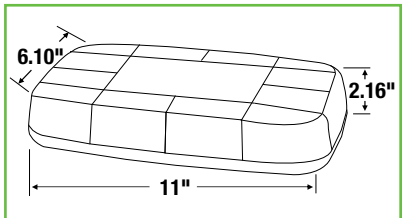
Part No.	Color	Amp	Wt. (lbs.)
8891039	Amber/Green	2.5	3.08

Light alternates between Amber and Green

11" RECTANGULAR MULTI-MOUNT LED MINI LIGHT BAR

- 5-YEAR WARRANTY
- 12-24 VOLTS
- IP 67

Number of LEDs	24
Number of Flash Patterns	10
Lead Length	15' with ON/OFF and Pattern Switch
Mount	Permanent or Magnetic



8891040



Permanent mounting stud and magnetic mounts

Single Color SAE J845 Class 1 Light Bar

Part No.	Color	Amp	Wt. (lbs.)
8891040	Amber	2.0	3.5

Part No.	Color	Amp	Wt. (lbs.)
8891042	Amber/Clear	2.0	3.5

Part No.	Color	Amp	Wt. (lbs.)
8891049	Amber/Green	2.0	3.5

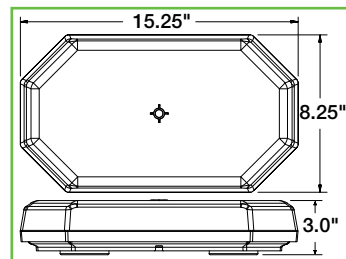
LED Mini Light Bars

15" OCTAGONAL LED MINI LIGHT BAR SERIES


SAE J848
CLASS
1
5-YEAR
W
12-24
VOLTS
IP
67


Number of Flash Patterns	10
Lead Length	15' with ON/OFF and Pattern Switch
Mount	Permanent or Magnetic


See pg. 184-185 for Drill-Free Cab Mount Options




Permanent mounting studs and magnetic mounts

Part No.	Number of LEDs	Color	Amp	Wt. (lbs.)
 8891060	68 Amber	Amber	3.1	5.5

Part No.	Number of LEDs	Color	Amp	Wt. (lbs.)
 8891062	34 Amber, 34 Clear	Amber/Clear	3.1	5.5

Part No.	Number of LEDs	Color	Amp	Wt. (lbs.)
 8891068	34 Amber, 34 Blue	Amber/Blue	3.1	5.5

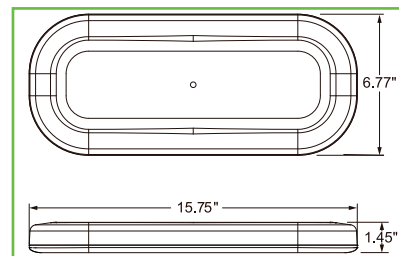
Part No.	Number of LEDs	Color	Amp	Wt. (lbs.)
 8891069	34 Amber, 34 Green	Amber/Green	3.1	5.5

15.75" MULTI-MOUNT LED MINI LIGHT BAR SERIES

SAE J848
CLASS
1
5-YEAR
W
12-24
VOLTS
IPX
4K

Number of LEDs	72
Number of Flash Patterns	26
Lead Length	15' with ON/OFF and Pattern Switch
Mount	Permanent or Magnetic

See pg. 184-185 for Drill-Free Cab Mount Options



8891162

Full light alternates between Amber and Green



Magnetic and permanent mounting options

Part No.	Description	Amp	Wt. (lbs.)
 8891160	36 Amber, 36 Clear	3	4

Part No.	Description	Amp	Wt. (lbs.)
 8891161	36 Amber, 36 Blue	3	4

Part No.	Description	Amp	Wt. (lbs.)
 8891162	36 Amber, 36 Green	3	4

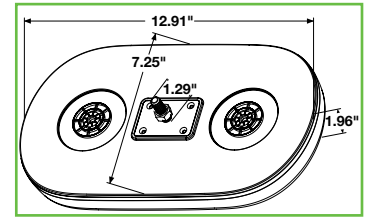


13" MULTI-MOUNT LED MINI LIGHT BAR SERIES



Number of LEDs	48
Number of Flash Patterns	10
Lead Length	15' with ON/OFF and Pattern Switch
Mount	Permanent or Magnetic

See pg. 184-185 for Drill-Free Cab Mount Options





8891172


Full light alternates between Amber and Clear



Permanent mounting stud and magnetic mounts

Part No.	Color	Amp	Wt. (lbs.)
 8891170	Amber	2.63	2.5

Part No.	Color	Amp	Wt. (lbs.)
 8891172	Amber/Clear	2.63	2.5

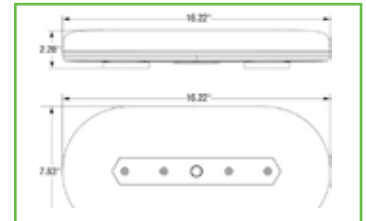
Part No.	Color	Amp	Wt. (lbs.)
 8891179	Amber/Clear	2.63	2.5

16" MULTI-MOUNT LED MINI LIGHT BAR SERIES **NEW**



Number of LEDs	60
Number of Flash Patterns	10
Lead Length	15' with ON/OFF and Pattern Switch
Mount	Permanent or Magnetic

See pg. 184-185 for Drill-Free Cab Mount Options




8891189


Full light alternates between Amber and Green



Permanent mounting stud and magnetic mounts

Part No.	Color	Amp	Wt. (lbs.)
 8891180	Amber	2.63	4.5

Part No.	Color	Amp	Wt. (lbs.)
 8891182	Amber/Clear	2.63	4.5

Part No.	Color	Amp	Wt. (lbs.)
 8891189	Amber/Green	2.63	4.5

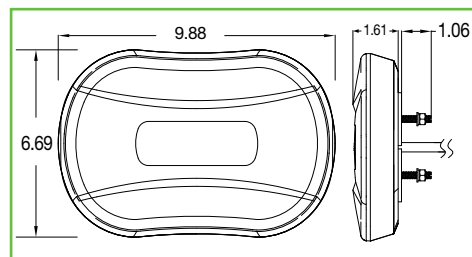
LED Mini Light Bars

10" OVAL LOW PROFILE LED MINI LIGHT BAR

SAE J848
CLASS
1
5-YEAR
W
12-24
VOLTS
IP
67

Number of LEDs	40
Flash Patterns	20
Lead Length	15' with ON/OFF and Pattern Switch
Mount	Permanent or Magnetic

See pg. 184-185 for Drill-Free Cab Mount Options



8891082



Permanent mounting studs and magnetic mounts

Part No.	Color	Amp	Wt. (lbs.)
8891080	Amber	3.34	3.1

Part No.	Color	Amp	Wt. (lbs.)
8891082	Amber/Clear	3.34	3.1

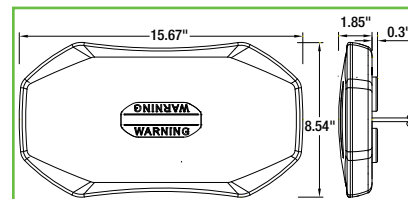
Part No.	Color	Amp	Wt. (lbs.)
8891089	Amber/Green	3.34	3.1

15.7" LOW PROFILE LED MINI LIGHT BAR

SAE J848
CLASS
1
5-YEAR
W
12-24
VOLTS
IP
67

Number of LEDs	48
Number of Flash Patterns	10
Lead Length	15' with ON/OFF and Pattern Switch
Mount	Permanent or Magnetic

See pg. 184-185 for Drill-Free Cab Mount Options



8891111



Permanent mounting studs and magnetic mounts

Part No.	Color	Amp	Wt. (lbs.)
8891110	Amber	3.52	4.65

Part No.	Color	Amp	Wt. (lbs.)
8891111	Amber/Clear	3.52	4.65

Part No.	Color	Amp	Wt. (lbs.)
8891119	Amber/Green	3.52	4.65

8891110 & 8895301 shown



16.7" RECTANGULAR LED MINI LIGHT BAR

SAE J845
CLASS
1
5-YEAR
WARRANTY
12-24
VOLTS

Number of LEDs	18
Flash Patterns	19
Lead Length	15' with ON/OFF and Pattern Switch
Mount	Vacuum/Magnetic

See pg. 184-185 for Drill-Free Cab Mount Options



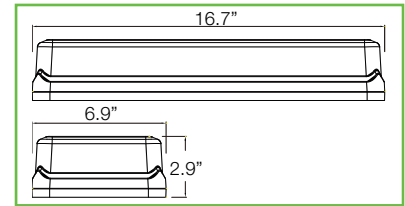
8891099



Vacuum mounting cups with magnetic mounts



8891091
Permanent mounting studs and magnetic mounts



Single Color Light Bar

Part No.	Color	Amp	Wt. (lbs.)
8891090	Amber	3.2	7.78

Dual Color Light Bar

Part No.	Color	Amp	Wt. (lbs.)
8891092	Amber/Clear	3.2	7.78

Dual Color Light Bar

Part No.	Color	Amp	Wt. (lbs.)
8891099	Amber/Green	3.2	7.78

Accessories

Part No.	Description	Wt. (lbs.)
8891091	Aluminum Permanent Mounting Bracket Kit	1.7

17" OCTAGONAL LED MINI LIGHT BAR


SAE J845
CLASS
1
5-YEAR
WARRANTY
12-24
VOLTS

Number of LEDs	30
Number of Flash Patterns	25
Lead Length	15' with ON/OFF and Pattern Switch
Mount	Magnetic


See pg. 184-185 for Drill-Free Cab Mount Options



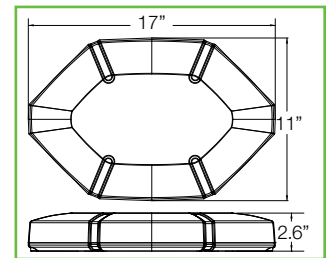
8891100



8891010
Includes mounting brackets with 4 bolts and washers



Magnetic mounts and hardware



Single Color SAE

Part No.	Color	Amp	Wt. (lbs.)
8891100	Amber	3.6	9.9

Dual Color Light Bar

Part No.	Color	Amp	Wt. (lbs.)
8891102	Amber/Clear	3.6	9.9

Dual Color Light Bar

Part No.	Color	Amp	Wt. (lbs.)
8891109	Amber/Green	3.6	9.9

Accessories

Part No.	Description	Wt. (lbs.)
8891010	Aluminum Permanent Mounting Brackets	0.7

Drill-Free Light Bar Mounts

PRO SERIES DRILL-FREE LIGHT BAR CAB MOUNT **BEST VALUE**

Construction	Aluminum
Finish	Black Powder-Coated
Capacity	30 lbs.
Size	22" L x 10"W

- Form-fitting design provides better aerodynamics
- Installs in third brake light OEM location. No drilling required.
- Rustproof aluminum construction adds functionality without adding weight.
- Includes Laser cut mounting holes for all Buyers mini light bars.



8895560 shown with light bar
8891060 (not included)



8895580



8895590

Ford

Part No.	Make/Model	Wt. (lbs.)
8895560	Ford F-150 (2015+), Ford F-250-550 (2017+) and Ranger SuperCrew (2019+)	13.2

GM/Chevy

Part No.	Make/Model	Wt. (lbs.)
8895580	1500-4500 LT / LD with Spoiler (2020+)	13.2

RAM

Part No.	Make/Model	Wt. (lbs.)
8895590	RAM® 1500 Classic & RAM® 2500-5500 All Models (2019+)	4.97

8895560 shown with 8891060 light bar (sold separately)



DRILL-FREE LIGHT BAR CAB MOUNT **LARGEST VARIETY**

Construction	Aluminum
Finish	Black Powder-Coated
Capacity	30 lbs.
Size	22" L x 10"W
Patented	11,654,812, 10,479,282

Installs in third light OEM location, no drilling required.



8895152 shown with light bar
8891060 (not included)



8895115



8895125



8895302



8895405

- Installs in third brake light OEM location. No drilling required.
- Rustproof aluminum construction adds functionality without adding weight.
- Ideal for mounting accessories like a mini light bar or beacon.

Ford

Part No.	Make/Model	Wt. (lbs.)
8895152	Ford F-150 (2015+), Ford F-250-550 (2017+)	7.25
8895153	Ranger (2019+)	7.25
8895250	Ford SuperDuty with Legacy Steel Cab F-250-550 (2006-2016)	7.25
8895155	Ford Maverick (2022+)	8

GM/Chevy

Part No.	Make/Model	Wt. (lbs.)
8895115	1500-4500 LT / LD with Spoiler (2020+)	3.5
8895100	1500-3500 (2014-2018, All Models), 1500-3500 (2019 All Models) Except 1500 LT & LTZ 4500-6500 (2020+) International CV (2020+)	7.25
8895105	For Chevy Colorado-GMC Canyon (2015-2022)	7.25
8895120	1500-3500 Chevy/GMC (2020) Work Truck Cab	7.25
8895125	For Chevy Silverado/GMC Sierra EV (2024+)	2.46

RAM

Part No.	Make/Model	Wt. (lbs.)
8895301	1500 Classic / 2500-5500 All Models (2019+)	8.0
8895302	1500 No Classic (2019+)	7.25

Nissan

Part No.	Make/Model	Wt. (lbs.)
8895405	Nissan Frontier (2023-2024)	6.0

Drill-Free Light Bar Mounts

FLEET SERIES DRILL-FREE LIGHT BAR CAB MOUNT **MOST ECONOMICAL**

Construction	Aluminum
Finish	Black Powder-Coated
Capacity	30 lbs.
Size	22" L x 10"W

- Eliminates the need to drill into the cab roof by installing in the vehicle's pre-existing OEM third brake light location.
- Aerodynamic design with 7/8 in. low-profile mounting surface.
- Includes Laser cut mounting holes for all Buyers mini light bars



8895551 shown with 8891060 light bar (sold separately)



8895556 shown with 8891042 light bar (sold separately)



8895551



8895554



8895556

Ford

Part No.	Make/Model	Wt. (lbs.)
8895551	Ford F-150 (2015+) and Ford F-250/550 (2017+), Aluminum Construction	7.81
8895553	Ford F-150 (2015+) and Ford F-250/550 (2017+), Steel Construction	17.87

Installs in third light OEM location, no drilling required.

GM/Chevy

Part No.	Make/Model	Wt. (lbs.)
8895554	1500-3500 Chevy/GMC Work Truck Cab (2020)	7.5

Installs in third light OEM location, no drilling required.

RAM

Part No.	Make/Model	Wt. (lbs.)
8895556	1500 Classic / 2500-5500 All Models (2019+)	7.0

Installs in third light OEM location, no drilling required.

SELF-ADHESIVE MAGNETIC MOUNT PAD FOR ALUMINUM CABS

Construction	Carbon Steel
Finish	Black Powder-Coated
Size	3.5" L x 3.5"W
Mount	3M® Tape

Allows use of magnetic light mounts even on aluminum truck cabs



8895400 shown with SL695A beacon



8895400 shown with 8891031 mini light bar

Note: Allows use of magnetic light mounts even on aluminum truck cabs



8895400

Part No.	Description	Wt. (lbs.)
8895400	Self-Adhesive Magnetic Mount Pad for Aluminum Cabs, Single	0.27
8895404	Self-Adhesive Magnetic Mount Pad for Aluminum Cabs, 4 pack	1.02

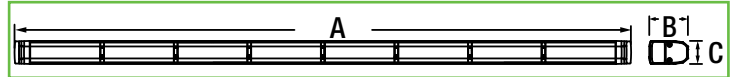


LED TRAFFIC ADVISOR / STROBE WITH FLOOD LIGHT



Number of Flash Patterns	50 Strobe
	16 Traffic Arrows
	1 Flood
Color	Amber or Clear for Strobe and Traffic Arrows
	Clear for Flood
Lead Length	25'
Housing	Aluminum
Mount	Rear Angle
	Mounts Included

Combines an SAE J595 Class 1 strobe, traffic advisor with 16 different arrows, and a bright flood light into a single versatile fixture.



SAE J595 CLASS 1

Part No.	LEDs	Lumens	A	B	C	Amp	Wt. (lbs.)
8894134	96 LEDs	1752	33.7"	2.1"	1.25"	6.0	5.5
8894142	108 LEDs	2190	41.7"	2.1"	1.25"	7.5	6.6



8894142
In Strobe Mode



8894142
In Flood Light Mode



6391207

Accessories

Part No.	Description	Wt. (lbs.)
6391207	6-Switch Panel, Pre-Wired with LED Pattern Display, 6.5"L x 0.75"W x 2.75"T	0.39

Built-in traffic advisor controls.

LED LIGHT BAR TRAFFIC ARROWS **NEW**

The LED Light Bar Traffic Arrow offers a range of arrow and flashing patterns to direct or manage traffic effectively. 8 directional and warning flash patterns, controlled by the in-cab, color-coded controller. The included controller also allows for a visible preview of the pattern selection before the light bar proceeds with displaying the selection. The angle of the arrows are adjustable. The kit includes arrow stick(s), controller, and mounting hardware.



Number of Flash Patterns	8 Directional and Warning
	Amber
Lead Length	25'
Housing	Aluminum
Mount	Screw Mount

Extruded aluminum construction with adjustable arrow points.



8894060 Shown

SAE J595 CLASS 1

Part No.	LEDs	Length	Depth	Height	Amp	Wt. (lbs.)
8894060	72 LEDs	57.21"	2.66"	17.81"	2.8	19.0
8894062	64 LEDs	22.79"	2.58"	17.34"	2.8	18.1



8894060 - 1-piece LED Light Bar Traffic Arrow



8894062 - 2-Piece Split LED Light Bar Traffic Arrow (both right-facing and left-facing arrows)



Controller and Mounting Hardware included



LED Light Bar Controller

Traffic Advisors

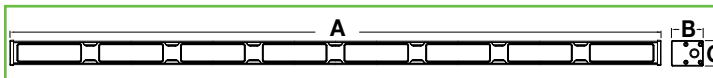
LED TRAFFIC ADVISOR/STROBE



Number of Flash Patterns	11 Strobe
	11 Traffic Arrows
Color	Amber
Lead Length	25'
Housing	Aluminum
Mount	Adjustable Mounting Studs

Mounting Studs can be set at various widths to accommodate a variety of applications.

- Functions as both a traffic advisor and strobe/warning light.
- Mounting studs can be set at various widths to accommodate your needs.
- Includes a 25 ft cable with stripped leads for easy hook-up.
- Backed by a 5 year warranty.



SAE J595 CLASS 1

Part No.	LEDs	A	B	C	Amp	Wt. (lbs.)
8894037	24	36.7"	2.25"	1.81"	3.2	6.6
8894047	32	46.5"	2.25"	1.81"	3.2	7.5



8894047

Adjustable width mounting studs



8894050 Riser Mounts



6391204



6391207



8894056

Accessories

Part No.	Description	Wt. (lbs.)
8894050	Optional L-Bracket Riser Mounts - 4.3" H	0.5

Accessories

Part No.	Description	Wt. (lbs.)
6391204	4-Switch Panel, Pre-Wired, 3.75"L x 1.25"W x 1.5"T	0.27
6391207	6-Switch Panel, Pre-Wired with LED Pattern Display, 6.5"L x 0.75"W x 2.75"T	0.39

Built-in traffic advisor controls.

Accessories

Part No.	Description	Wt. (lbs.)
8894056	8-Strand Bulk Wire, 50ft, For 8894037 & 8894047	4.5



8894047 shown installed on Buyers Kabgard™ 85204



PROCONNECT PROGRAMMER



Lights that are compatible with the ProConnect Programmer will be identified by this icon.



Scan QR Code to watch a short explanation video

- ProConnect™ Programmer brings operational simplicity to configure flash patterns, phases and colors of warning light heads.
- Configures flash pattern, phase, and color of warning light heads.
- The two programming modes are "Express" and "Save & Send".
- Each memory button may be customized and re-programmed to user's preference.
- Compared to traditional wiretapping, you can save installation time by activating the wire functions via a wire function button on the ProConnect™ programmer.

Part No.	Description	Wt. (lbs.)
 8890001	ProConnect™ Programmer	0.38

For use with ProConnect™ Light Models: 8890928, 8890929, 8891828 and 8891829

STROBECONNECT PROGRAMMER NEW



Lights that are compatible with the StrobeConnect Programmer will be identified by this icon.



8890000



Auto and Manual mode selections



Scan QR Code for more information at BuyersProducts.com

- Automates the wiretapping process, allowing you to set flash patterns quicker and more consistently.
- Suitable for use with all Buyers Products StrobeConnect™ light models.
- Operational Voltage: 12-24 VDC
- Powers up to 6 amps.
- Includes visual flash pattern # display.
- Auto and Manual mode selections.



Part No.	Description	Wt. (lbs.)
8890000	StrobeConnect™ Programmer Suitable for use with all Buyers Products StrobeConnect™ light models.	1.7

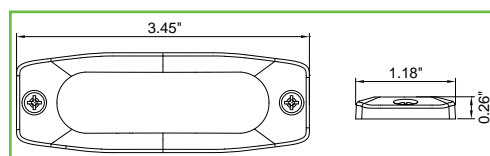
3.5" LED STROBE LIGHT





Number of LEDs	3
Housing	Aluminum
Mounting	3M Adhesive or 2 Screws
Number of Flash Patterns	12
Synchronous	Yes
Alternating	Yes



8892230





SAE J595 Class 1

	Part No.	Color	Amp	Wt. (lbs.)
	8892230	Amber	0.5	0.08
	8892231	Clear	0.5	0.08



Mounting Hardware

Accessories

Part No.	Description	Wt. (lbs.)
 8892232	Black 90° Mounting Bracket For 8892230 Series Strobe Lights	0.04
 8890000	StrobeConnect™ Programmer Suitable for use with all Buyers Products StrobeConnect™ light models. See page 49.	1.7



StrobeConnect Supported

Strobe Lights

4.4" LED STROBE LIGHT

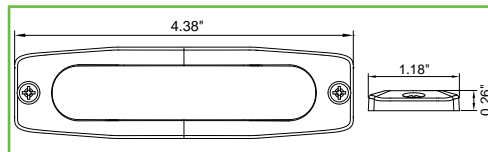
SAE J595 CLASS 1	Number of LEDs	4
5-YEAR WARRANTY	Housing	Aluminum
12-24 VOLTS	Mounting	3M Adhesive or 2 Screws
IP X8	Number of Flash Patterns	23
CA 13	Synchronous	Yes
UL	Alternating	Yes



8892240



Mounting Hardware



	Part No.	Color	Amp	Wt. (lbs.)
	8892240*	Amber	0.65	0.10
	8892241*	Clear	0.65	0.10
	8892242	Amber/Clear	0.65	0.10
	8892248	Blue/Amber	0.65	0.10
	8892249	Green	0.65	0.10
	8892250	Green/Amber	0.65	0.10

*SAE J595 Class 1

Accessories

	Part No.	Description	Wt. (lbs.)
	8892255	Black 90° Mounting Bracket For 8892240 Series Strobe Lights	0.04
	8890000	StrobeConnect™ Programmer Suitable for use with all Buyers Products Strobe-Connect™ light models. See page 49.	1.7

5" LED STROBE LIGHT

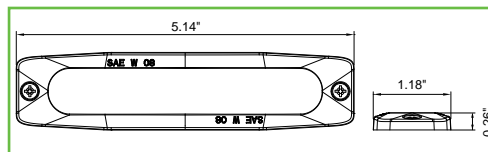
SAE J595 CLASS 1	Number of LEDs	6
5-YEAR WARRANTY	Housing	Aluminum
12-24 VOLTS	Mounting	3M Adhesive or 2 Screws
IP X7	Number of Flash Patterns	23
CA 13	Synchronous	Yes
UL	Alternating	Yes



8892200



Mounting Hardware



	Part No.	Color	Amp	Wt. (lbs.)
	8892200*	Amber	1.0	0.09
	8892201*	Clear	1.0	0.09
	8892203*	Red	1.0	0.09
	8892204*	Blue	1.0	0.09
	8892202	Amber/Clear	1.0	0.09
	8892205	Red/Blue	1.0	0.09
	8892206	Amber/Red	1.0	0.09
	8892207	Clear/Red	1.0	0.09
	8892208	Amber/Blue	1.0	0.09
	8892209	Green	1.0	0.09
	8892210	Amber/Green	1.0	0.09

*SAE J595 Class 1

Accessories

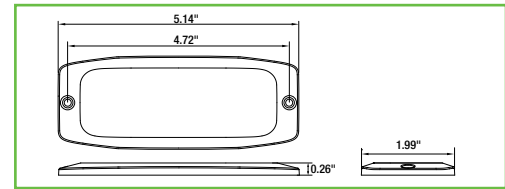
	Part No.	Description	Wt. (lbs.)
	8892225	Black Mounting Bracket for 8892200 Series Strobe Lights	0.04
	8890000	StrobeConnect™ Programmer Suitable for use with all Buyers Products Strobe-Connect™ light models. See page 49.	1.7



DUAL ROW 5" LED STROBE LIGHT



Number of LEDs	12
Housing	Aluminum
Mounting	3M Adhesive or 2 Screws
Number of Flash Patterns	30
Synchronous	Yes
Alternating	Yes



8890400



Mounting Hardware

SAE J595 Class 1

	Part No.	Color	Amp	Wt. (lbs.)
	8890400	Amber	1.5	0.2
	8890402	Amber/Clear	1.5	0.2
	8890410	Amber/Green	1.5	0.2

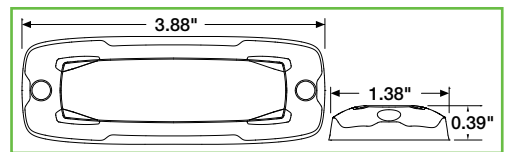
Accessories

	Part No.	Description	Wt. (lbs.)
	8890000	StrobeConnect™ Programmer Suitable for use with all Buyers Products Strobe-Connect™ light models. See page 49.	1.7

WIDE ANGLE 4" LED STROBE LIGHT



Number of LEDs	6
Housing	Aluminum
Number of Flash Patterns	16
Synchronous	Yes
Alternating	Yes



8890600

SAE J595 Class 1

	Part No.	Color	Amp	Wt. (lbs.)
	8890600	Amber	0.88	0.18
	8890601	Clear	0.88	0.18

Accessories

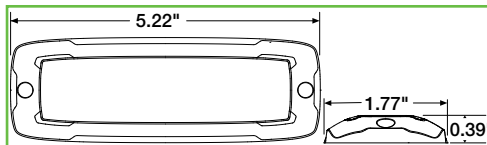
	Part No.	Description	Wt. (lbs.)
	8890000	StrobeConnect™ Programmer Suitable for use with all Buyers Products Strobe-Connect™ light models. See page 49.	1.7



Strobe Lights

WIDE ANGLE 5" DUAL COLOR LED STROBE LIGHT

SAE J599 CLASS 1 5-YEAR W 12-24 VOLTS IP 67 CA 13 	Number of LEDs	12
	Housing	Aluminum
	Number of Flash Patterns	See Chart
	Synchronous Yes Alternating Yes	



8890300

SAE J595 Class 1

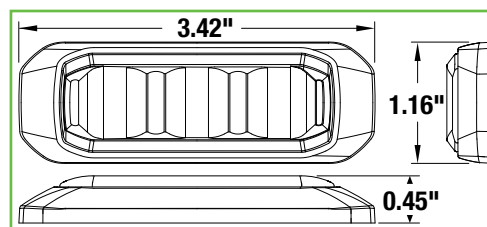
	Part No.	Color	Amp	Flash	Wt. (lbs.)
	8890300	Amber	0.88	16	0.24
	8890301	Clear	0.88	16	0.24
	8890302	Amber/Clear	0.88	26	0.24
	8890308	Amber/Blue	0.88	26	0.24
	8890310	Amber/Green	0.88	26	0.24

Accessories

	Part No.	Description	Wt. (lbs.)
	8890320	Chrome Bezel For 8890300 Series Strobe Lights	0.04
	8890000	StrobeConnect™ Programmer Suitable for use with all Buyers Products Strobe-Connect™ light models. See page 49.	1.7

3.42" WIDE ANGLE TRIPLE COLOR LED STROBE LIGHT

SAE J599 CLASS 1 5-YEAR W 12-24 VOLTS IP 67 CA 13 	Number of LEDs	9
	Housing	Aluminum
	Number of Flash Patterns	28
	Synchronous Yes Alternating Yes	



3 COLORS IN ONE!

Full light alternates between Amber, Clear, and Green

SAE J595 Class 1

	Part No.	LED Color	Amp	Flash	Wt. (lbs.)
	8890929	3 Amber	0.78	28	0.16
		3 Clear			
		3 Green			
	8890928	3 Amber	0.90	28	0.17
		3 Clear			
		3 Blue			

Accessories

	Part No.	Description	Wt. (lbs.)
	8890001	ProConnect™ Programmer See page 49.	0.38



5.22" WIDE ANGLE TRIPLE COLOR LED STROBE LIGHT

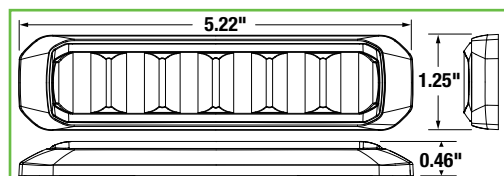


Number of LEDs	18 (6 per color)
Housing	Aluminum
Number of Flash Patterns	28
Synchronous	Yes
Alternating	Yes

3 COLORS IN ONE!



Full light alternates between Amber, Clear, and Green



SAE J595 Class 1

Part No.	LED Color	Amp	Flash	Wt. (lbs.)
8891829	6 Amber	0.90	28	0.23
	6 Clear			
	6 Green			
8891828	6 Amber	0.90	28	0.23
	6 Clear			
	6 Blue			

Accessories

Part No.	Description	Wt. (lbs.)
8890001	ProConnect™ Programmer See page 49.	0.38

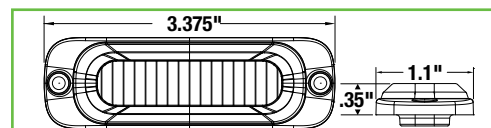
3.38" LED STROBE LIGHT



Number of LEDs	3
Housing	Aluminum
Number of Flash Patterns	12
Synchronous	Yes
Alternating	Yes



8892300



SAE J595 Class 1

Part No.	Color	Amp	Wt. (lbs.)
8892300	Amber	0.24	0.11

Strobes must be mounted in horizontal orientation to achieve Class 1 rating

Accessories

Part No.	Description	Wt. (lbs.)
8892320	Chrome Bezel for Thin Mount LED Lights	0.02
8892325	Black, 90 Degree Mounting Bracket	0.06
8890000	StrobeConnect™ Programmer Suitable for use with all Buyers Products StrobeConnect™ light models. See page 49.	1.7

Strobe Lights

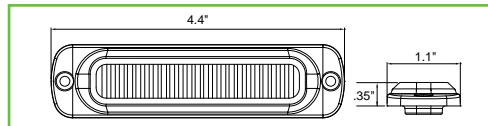
4.4" VERTICAL LED STROBE LIGHT



Number of LEDs	6
Housing	Aluminum
Number of Flash Patterns	19
Synchronous	Yes
Alternating	Yes



8891910



SAE J595 Class 1

	Part No.	Color	Amp	Wt. (lbs.)
	8891910	Amber	1.0	0.15
	8891911	Clear	1.0	0.15

Strobes must be mounted in vertical orientation to achieve Class 1 rating

	8891912	Amber/Clear	1.0	0.15
--	---------	-------------	-----	------

Accessories

	Part No.	Description	Wt. (lbs.)
	8891920	Chrome Bezel for Thin Mount LED Lights	0.02
	8891925	Black, 90 Degree Mounting Bracket	0.06
	8890000	StrobeConnect™ Programmer Suitable for use with all Buyers Products StrobeConnect™ light models. See page 49.	1.7

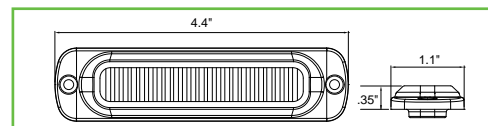
4.4" HORIZONTAL LED STROBE LIGHT



Number of LEDs	6
Housing	Aluminum
Number of Flash Patterns	19
Synchronous	Yes
Alternating	Yes



8891900



SAE J595 Class 1

	Part No.	Color	Amp	Wt. (lbs.)
	8891900	Amber	1.0	0.15
	8891901	Clear	1.0	0.15

Strobes must be mounted in horizontal orientation to achieve Class 1 rating

	8891902	Amber/Clear	1.0	0.15
--	---------	-------------	-----	------

Accessories

	Part No.	Description	Wt. (lbs.)
	8891920	Chrome Bezel for Thin Mount LED Lights	0.02
	8891925	Black, 90 Degree Mounting Bracket	0.06
	8890000	StrobeConnect™ Programmer Suitable for use with all Buyers Products StrobeConnect™ light models. See page 49.	1.7



4.4" DUAL COLOR LED STROBE LIGHT

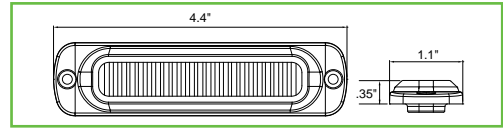


Number of LEDs	12 (6 per color)
Housing	Aluminum
Number of Flash Patterns	28
Synchronous	Yes
Alternating	Yes

2 COLORS IN ONE!



8892102 - Amber/Clear Strobe
Full light alternates between the two colors



SAE J595 Class 1

	Part No.	LED Color	Amp	Wt. (lbs.)
	8892102	6 Amber	1.0	0.15
		6 Clear		
	8892105	6 Blue	1.0	0.15
		6 Red		
	8892108	6 Amber	1.0	0.15
		6 Blue		
	8892109	6 Amber	1.0	0.15
		6 Green		

Strobes must be mounted in horizontal orientation to achieve Class 1 rating

Accessories

	Part No.	Description	Wt. (lbs.)
	8891920	Chrome Bezel for Thin Mount LED Lights	0.02
	8891925	Black, 90 Degree Mounting Bracket	0.06
	8890000	StrobeConnect™ Programmer Suitable for use with all Buyers Products StrobeConnect™ light models. See page 49.	1.7

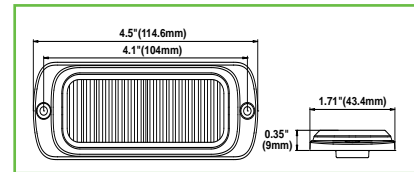
DUAL ROW 4.5" LED STROBE LIGHT



Number of LEDs	12
Housing	Aluminum
Number of Flash Patterns	25
Synchronous	Yes
Alternating	Yes



8892600



SAE J595 Class 1

	Part No.	Color	Amp	Wt. (lbs.)
	8892600	Amber	0.78	0.21
		Clear		
	8892602	Amber/Clear	0.78	0.21
		Amber/Clear		

Accessories

	Part No.	Description	Wt. (lbs.)
	8892620	Chrome Bezel for Thin Mount LED Lights	0.02
	8890000	StrobeConnect™ Programmer Suitable for use with all Buyers Products StrobeConnect™ light models. See page 49.	1.7



Strobe Lights

4.4" LINEAR OPTIC STROBE **NEW**

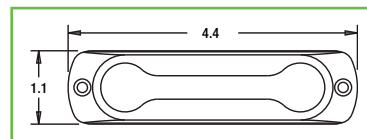


Number of LEDs	24
Housing	Aluminum
Number of Flash Patterns	20
Synchronous	Yes
Alternating	Yes

High LED Count & Linear Optics Provide
Flourescent Look



8890010



SAE J595 Class 1

	Part No.	Color	Amp	Wt. (lbs.)
	8890010	Amber	0.8-1.6	0.18
	8890012	Clear	0.8-1.6	0.18

Accessories

	Part No.	Description	Wt. (lbs.)
	8890001	ProConnect™ Programmer See page 49.	0.38

2.5" LED STROBE LIGHT



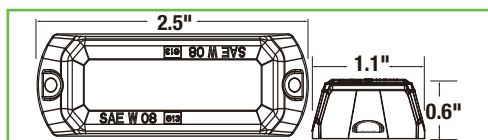
Number of LEDs	3
Housing	Aluminum
Number of Flash Patterns	12
Synchronous	Yes
Alternating	Yes



8891403



Included multi-mount for
vehicle hood



SAE J595 Class 2

	Part No.	Color	Amp	Wt. (lbs.)
	8891403	Amber	0.22	0.33

Accessories

	Part No.	Description	Wt. (lbs.)
	8890000	StrobeConnect™ Programmer Suitable for use with all Buyers Products Strobe- Connect™ light models. See page 49.	1.7

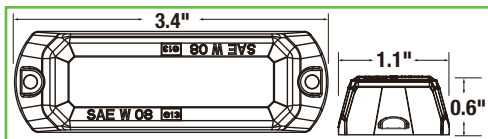
3.4" LED STROBE LIGHT



Number of LEDs	3
Housing	Aluminum
Number of Flash Patterns	12
Synchronous	Yes
Alternating	Yes



8891400



SAE J595 Class 2

	Part No.	Color	Amp	Wt. (lbs.)
	8891400	Amber	0.22	0.17
	8891401	Clear	0.22	0.17

Accessories

	Part No.	Description	Wt. (lbs.)
	8891402	Black, 90 Degree Mounting Bracket for 8891400 and 8891401	0.08
	8890000	StrobeConnect™ Programmer Suit- able for use with all Buyers Products StrobeConnect™ light models. See page 49.	1.7



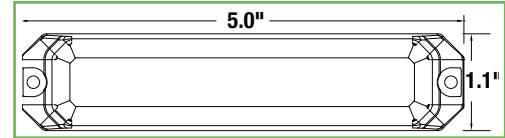
5" LED STROBE LIGHT



Number of LEDs	6
Housing	Aluminum
Number of Flash Patterns	19
Synchronous	Yes
Alternating	Yes




8891500





SAE J595 Class 1

	Part No.	Color	Amp	Wt. (lbs.)
	8891500	Amber	1.1	0.25

	Part No.	Color	Amp	Wt. (lbs.)
	8891502	Amber/Clear	1.1	0.25


Accessories

	Part No.	Description	Wt. (lbs.)
	8891506	Black, 90 Degree Mounting Bracket for 8891500 Series	0.16
	8890000	StrobeConnect™ Programmer Suitable for use with all Buyers Products StrobeConnect™ light models. See page 49.	1.7

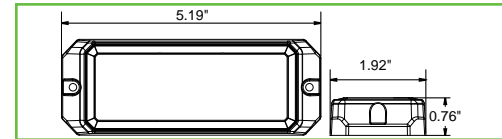
DUAL ROW 5.2" LED STROBE LIGHT




Number of LEDs	12
Housing	Aluminum
Number of Flash Patterns	25
Synchronous	Yes
Alternating	Yes




8891700



SAE J595 Class 1




	Part No.	Color	Amp	Wt. (lbs.)
	8891700	Amber	2.2	0.42

	8891701	Clear	2.2	0.42
---	---------	-------	-----	------

	Part No.	Color	Amp	Wt. (lbs.)
	8891702	Amber/Clear	2.2	0.42

	8891709	Amber/Green	2.2	0.42
---	---------	-------------	-----	------

Accessories

	Part No.	Description	Wt. (lbs.)
	8891711	Recessed Mount, Black Grommet for 8891700 Series, fits in 6" Oval	0.12
	8891706	Black, 90 Degree Mounting Bracket	0.70
	8890000	StrobeConnect™ Programmer Suitable for use with all Buyers Products StrobeConnect™ light models. See page 49.	1.7



8891709 shown with 8891711 grommet



Strobe Lights

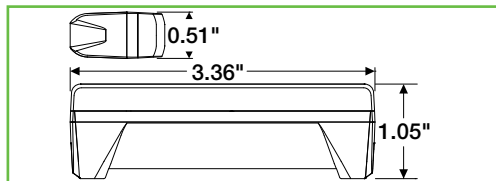
NARROW PROFILE 3.4" LED STROBE LIGHT

SAE J595 CLASS 1	Number of LEDs	6
5-YEAR WARRANTY	Housing	Aluminum
12-24 VOLTS	Number of Flash Patterns	18 Single, 26 Dual
IP X8	Synchronous	Yes
CA 13	Alternating	Yes

Mounts in the narrow spacing in a vehicle's front grill or between the rear bumper and tailgate of pickup trucks



8892712



SAE J595 Class 1

Part No.	Color	Amp	Wt. (lbs.)
8892712	Amber/Clear	1.2	0.2

Accessories

Part No.	Description	Wt. (lbs.)
8890000	StrobeConnect™ Programmer Suitable for use with all Buyers Products StrobeConnect™ light models. See page 49.	1.7

NARROW PROFILE 5" LED STROBE LIGHT

SAE J595 CLASS 1	Number of LEDs	6
5-YEAR WARRANTY	Housing	Aluminum
12-24 VOLTS	Number of Flash Patterns	23
IP X7	Synchronous	Yes
CA 13	Alternating	Yes

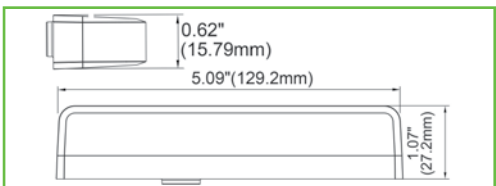
Mounts in the narrow spacing in a vehicle's front grill or between the rear bumper and tailgate of pickup trucks



8892800



8890000



SAE J595 Class 1

Part No.	Color	Amp	Wt. (lbs.)
8892800	Amber	1.14	0.29

Part No.	Color	Amp	Wt. (lbs.)
8892802	Amber/Clear	1.14	0.29
8892810	Amber/Green	1.14	0.29

Accessories

Part No.	Description	Wt. (lbs.)
8892825	Dash Bracket Housing	0.12
8890000	StrobeConnect™ Programmer Suitable for use with all Buyers Products StrobeConnect™ light models. See page 49.	1.7

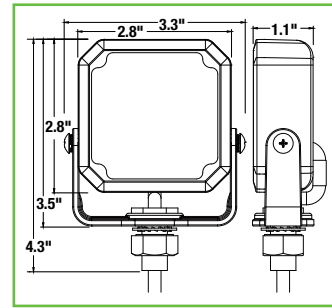


8892802 shown


POST MOUNTED 3" LED STROBE



Number of LEDs	4
Housing	Aluminum
Number of Flash Patterns	19
Synchronous	Yes
Alternating	Yes



SAE J595 Class 1

Part No.	Color	Amp	Wt. (lbs.)
 8891800	Amber	0.55	0.65

1" SURFACE/RECESS MOUNT LED STROBE LIGHT



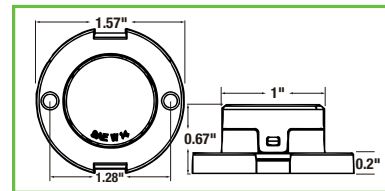
Number of LEDs	3
Housing	Aluminum
Number of Flash Patterns	16
Synchronous	Yes
Alternating	Yes



8892400
Shown with included bezel



Shown without bezel
Ideal for tail lights





SAE J595 Class 1

Part No.	Color	Amp	Lead	Wt. (lbs.)
 8892400	Amber	0.47	9.5"	0.10

1 lighthouse per box, includes black bezel.

Accessories

Part No.	Description	Wt. (lbs.)
 8892420	Chrome Bezel	0.10
 8892425	Black Aluminum Mounting Bracket, 90 Degree	0.05

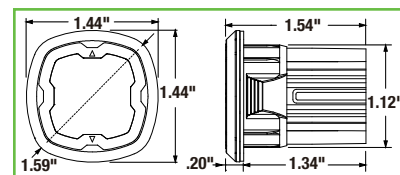
1.5" FLUSH/SURFACE MOUNT LED STROBE LIGHT



Number of LEDs	6
Housing	Aluminum
Mount	Flush or Surface
Number of Flash Patterns	17
Synchronous	Yes
Alternating	Yes



8892410




SAE J595 Class 1

Part No.	Color	Amp	Lead	Wt. (lbs.)
 8892410	Amber	1.62	9.5"	0.14
 8892412	Amber /Clear	1.62	9.5"	0.14

1 lighthouse per box.


Accessories

Part No.	Description	Wt. (lbs.)
 8892426	Mounting Bracket Pair, 90 Degree	0.18

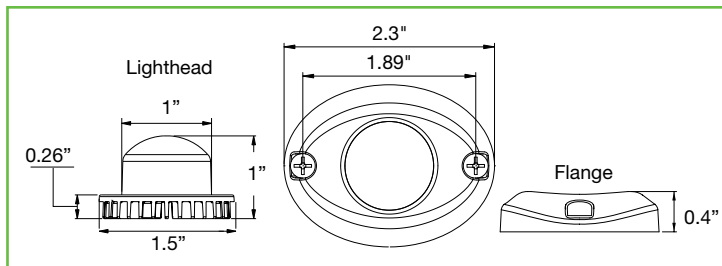






Hidden LED Strobe Lights

BOLT-ON HIDDEN LED STROBE KITS

5-YEAR W 12 VOLTS 	Number of LEDs	6
	Housing	Aluminum
	Number of Flash Patterns	19
	Synchronous	Yes
	Alternating	Yes



Note: Up to six lights can be combined for synchronized or alternating flash patterns




	Part No.	Color	Amp	Lead	Wt. (lbs.)
	 8891215	Clear	1.3	15'	1.25
	 8891227	Amber/Clear	1.3	25'	1.60

2 lighthoods per box. Bolts to OEM headlight housings.

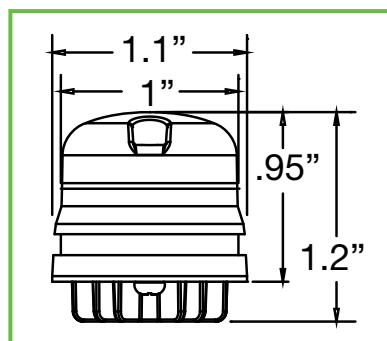
Accessories



	Part No.	Description	Wt. (lbs.)
	8891201	1 Pair, Black, Surface Mount Bezels for Bolt-On Hidden Strobes	0.04
	8890000	StrobeConnect™ Programmer Suitable for use with all Buyers Products StrobeConnect™ light models. See page 49.	1.7

PUSH-ON HIDDEN STROBE KIT

5-YEAR W 12 VOLTS 	Number of LEDs	6
	Housing	Aluminum
	Number of Flash Patterns	19
	Synchronous	Yes
	Alternating	Yes


Note: Up to six lights can be combined for synchronized or alternating flash patterns



	Part No.	Color	Amp	Size	Wt. (lbs.)
	 8891327	Amber/Clear	1.3	25'	1.60

2 lighthoods per box. Pushes into OEM headlight housings.

Accessories

	Part No.	Description	Wt. (lbs.)
	8890000	StrobeConnect™ Programmer Suitable for use with all Buyers Products StrobeConnect™ light models. See page 49.	1.7



StrobeConnect Supported. See page 49.



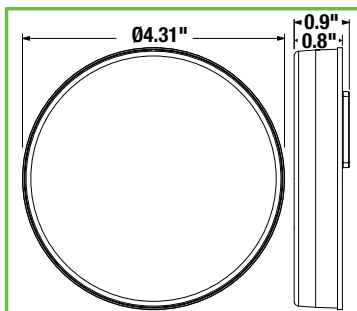
LED Combination Stop/Turn/Tail/Backup/Strobe Lights

Buyers Products combination stop/turn/tail/backup/strobe lights are all-in-one LED fixtures designed for commercial and work vehicles that integrate standard Department of Transportation (DOT) lighting with an added warning strobe function. They increase functionality by packing multiple lighting needs into a single, durable unit. Buyers Products offers them in 6" oval and 4" round versions. These lights are located on pages 61-63, 83, 85-87.

4" ROUND LED COMBINATION STOP/TURN/TAIL/BACKUP/STROBE

SAE J595 CLASS 1	Number of LEDs	24
	Size	4"
5-YEAR WARRANTY	Housing	Plastic
	Strobe	Amber/Clear
12-24 VOLTS	Number of Flash Patterns	57
	Synchronous	Yes
IP 69	Alternating	Yes
	CA 13	

Note: 6 LED strobe can be: all amber, all clear, or half amber and half clear. Each color has 19 flash patterns.



PL-3 Connection & Back Wiring



Stop/Turn Backup Amber and Clear Strobe

SAE J595 Class 1

Part No.	LED Color	Lens Color	Amp	Wt. (lbs.)
5624424	12 Red/	Clear	0.5	0.49
	6 Clear/			
	6 Amber			

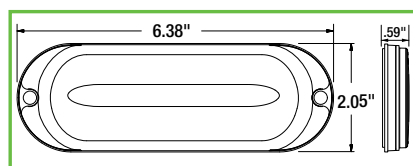
Includes Grommet and comes pre-wired

FMVSS108 Compliant; DOT SAE 23 S2T216R W-1

6" OVAL LED COMBINATION STOP/TURN/TAIL/BACKUP/STROBE

SAE J595 CLASS 1	Number of LEDs	24
	Size	6"
5-YEAR WARRANTY	Housing	Plastic
	Strobe	Amber/Clear
12-24 VOLTS	Number of Flash Patterns	57
	Synchronous	Yes
IP 69	Alternating	Yes
	CA 13	

Note: 6 LED strobe can be: all amber, all clear, or half amber and half clear. Each color has 19 flash patterns.



PL-3 Connection & Back Wiring



Stop/Turn Backup Amber and Clear Strobe

SAE J595 Class 1

Part No.	LED Color	Lens Color	Amp	Wt. (lbs.)
5626424	12 Red/	Clear	0.5	0.49
	6 Clear/			
	6 Amber			

Includes Grommet and comes pre-wired

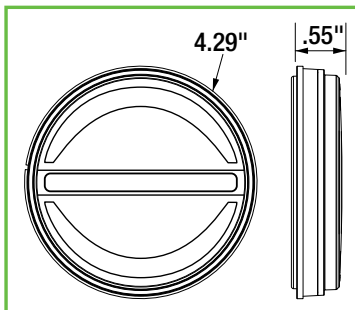
FMVSS108 Compliant; DOT SAE 23 S2T216R W-1

LED Combination Stop/Turn/Tail/Backup/Strobe Lights

4" ROUND LED COMBINATION STOP/TURN/TAIL/BACKUP/STROBE

SAE J595 CLASS 1	Number of LEDs	32
5-YEAR WARRANTY	Housing	Plastic
12-24 VOLTS	Connection	Blunt Cut
IP 69	Strobe	Amber or Green
CA 13	Number of Flash Patterns	19
	Synchronous	Yes
	Alternating	Yes

Includes grommet for recessed mounting and chrome cover for surface mounting.



5624432

*SAE J595 Class 1

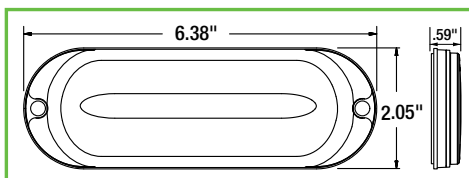
	Part No.	Color	Lens Color	Amp	Wt. (lbs.)
	5624432*	Red/Clear/Amber	Clear	1.3	0.50
	5624439**	Red/Clear/Green	Clear	1.3	0.50

**Due Summer 2026

6" OVAL LED COMBINATION STOP/TURN/TAIL/BACKUP/STROBE

SAE J595 CLASS 1	Number of LEDs	32
5-YEAR WARRANTY	Housing	Plastic
12-24 VOLTS	Connection	Blunt Cut
IP 69	Strobe	Amber or Green
CA 13	Number of Flash Patterns	19
	Synchronous	Yes
	Alternating	Yes

Includes grommet for recessed mounting and chrome cover for surface mounting.



Shown in Stop/Turn/Tail/Backup mode with grommet and in Strobe mode with surface mount chrome bezel.

*SAE J595 Class 1

	Part No.	Strobe Color	Lens Color	Amp	Wt. (lbs.)
	5626432*	Clear/Amber	Clear	1.3	0.60
	5626439**	Clear/Green	Clear	1.3	0.60

**Due Summer 2026

Accessories

Part No.	Description	Wt. (lbs.)
5626433	Black Bezel for 6 Inch Oval Combination Lights	0.03



LED Combination Stop/Turn/Tail/Backup/Strobe Lights

6" OVAL LED COMBINATION STOP/TURN/TAIL/BACKUP/SSTROBE **NEW**

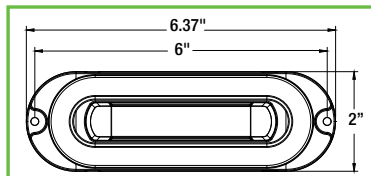
5-YEAR W 12-24 VOLTS	Number of LEDs	26
	Housing	Plastic
	Connection	PL2 & PL3 plugs

IP 69K Includes grommet for recessed mounting and chrome cover for surface mounting.



2 LIGHTS IN ONE!

A DOT stop, turn, tail, and backup light in one convenient fixture.



	Part No.	Color	Lens Color	Amp	Wt. (lbs.)
	5626261	Clear/Red	Clear	1.1	0.70

6" OVAL LED COMBINATION MARKER/SSTROBE

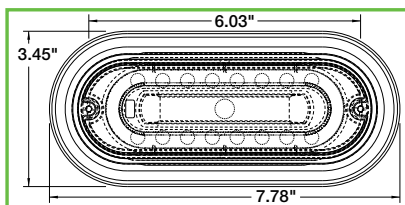
SAE J595 CLASS 1 5-YEAR W 12-24 VOLTS	Number of LEDs	20 Marker LEDs 6 Strobe LEDs
	Housing	Plastic
IP 69K CA 13	Connection	Blunt Cut
	Number of Flash Patterns	See Chart
	Synchronous	Yes
	Alternating	Yes

Includes grommet for recessed mounting and chrome cover for surface mounting.



2 LIGHTS IN ONE!

Complements 5626432



*SAE J595 Class 1

	Part No.	Color	Lens Color	Flash	Amp	Wt. (lbs.)
	5626026*	Amber/Amber	Clear	19	0.8	0.44
	5626226	Amber/Clear	Clear	12	0.8	0.44
	5626926	Amber/Green	Clear	12	0.8	0.44

6" OVAL COMBINATION **HEATED** LED STOP/TURN/TAIL/BACKUP/SSTROBE **NEW**

SAE J595 CLASS 1 5-YEAR W 12-24 VOLTS	Number of LEDs	12
	Size	6"
IP 69 CA 13	Housing	Plastic
	Strobe	Amber/Clear or Amber/Green
	Number of Flash Patterns	17
	Synchronous	Yes
	Alternating	Yes



3 LIGHTS IN ONE!



Stop/Turn Backup Amber Strobe



SAE J595 Class 1

	Part No.	Strobe Color	Lens Color	Amp	Wt. (lbs.)
	5626412	Amber/Clear	Clear	0.25	0.2
	5626413	Amber/Clear	Clear	0.25	0.2
	5626414	Amber/Green	Clear	0.25	0.2
	5626415	Amber/Green	Clear	0.25	0.2

Available April 2026



ProConnect Supported. See page 49.

Strobe Lights

6" OVAL LED STROBE **HEATED**/NON HEATED



Number of LEDs	12
Housing	Plastic
Connection	Blunt Cut
Number of Flash Patterns	17
Synchronous	Yes
Alternating	Yes



SL60AG



Back view shown

SAE J595 Class 1

	Part No.	Color	Lens Color	Amp	Wt. (lbs.)
	SL60AC	Amber/Clear	Clear	0.47	0.57
	SL61AC*	Amber/Clear	Clear	1.33	0.57
	SL60AG	Amber/Green	Clear	0.47	0.57
	SL61AG*	Amber/Green	Clear	1.33	0.57



* Heated Lens

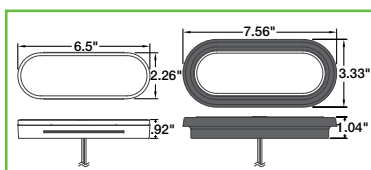
6" OVAL LED RECESSED STROBE LIGHT



Number of LEDs	4
Housing	Plastic
Connection	Blunt Cut
Number of Flash Patterns	9
Synchronous	Yes
Alternating	Yes



SL62A0



Back view shown

SAE J595 Class 1

	Part No.	Color	Lens Color	Amp	Wt. (lbs.)
	SL62A0	Amber	Amber	0.5	0.44
	SL62CA	Amber	Clear	0.5	0.44
	SL62C0	Clear	Clear	0.5	0.44
	SL62AC	Amber/Clear	Clear	0.5	0.44
	SL62AB	Amber/Blue	Clear	0.5	0.44
	SL62CB	Blue	Clear	0.5	0.44
	SL62AG	Amber/Green	Clear	0.5	0.44
	SL62G0	Green	Clear	0.5	0.44
	SL62RB	Red/Blue	Clear	.25	0.44

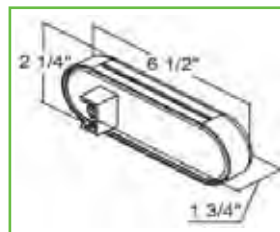
6" OVAL LED RECESSED STROBE LIGHT



Number of LEDs	24
Housing	Plastic
Connection	PL3
Number of Flash Patterns	Double Flash



SL65A0



Back view shown

SAE J595 Class 2

	Part No.	Color	Flash	Amp	Wt. (lbs.)
	SL65A0	Amber	6	0.50	0.70
	SL65C0	Clear	6	0.50	0.70

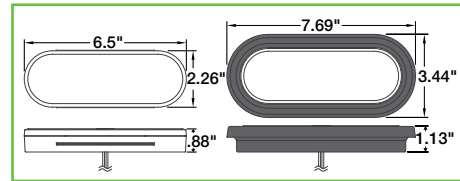


6" OVAL RECESSED STROBE LIGHT SERIES



Number of LEDs	24
Housing	Plastic
Connection	Blunt Cut
Number of Flash Patterns	19
Synchronous	Yes
Alternating	Yes

Includes grommet for recessed and base for surface mounting



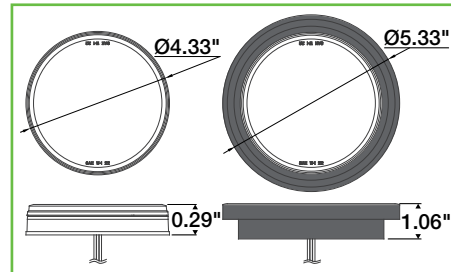
SAE J595 Class 1

	Part No.	Color	Lens Color	Amp	Wt. (lbs.)
	SL70AO	Amber	Clear	0.25	0.50
	SL70AC	Amber/ Clear	Clear	0.25	0.50
	SL70AG	Amber/ Green	Clear	0.25	0.50

4" ROUND LED RECESSED STROBE LIGHT



Number of LEDs	4
Housing	Plastic
Connection	Blunt Cut
Number of Flash Patterns	6
Synchronous	Yes
Alternating	Yes



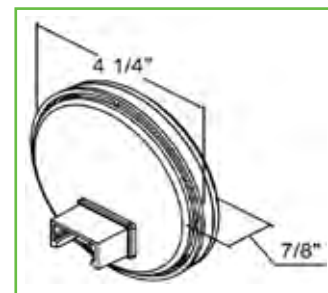
SAE J595 Class 1

	Part No.	Color	Lens Color	Amp	Wt. (lbs.)
	SL42AO	Amber	Amber	0.5	0.4
	SL42CA	Amber	Clear	0.5	0.4

4" ROUND LED RECESSED STROBE LIGHT



Number of LEDs	24
Housing	Plastic
Connection	PL3 + 2 blunt cut wires (SL41AR)
Number of Flash Patterns	See Chart
Synchronous	Yes
Alternating	Yes



SAE J595 Class 2

	Part No.	Color	Flash	Amp	Wt. (lbs.)
	SL40AR	Amber	Double Flash	0.50	0.40
	SL41AR	Amber	Six Flash	0.50	0.40



StrobeConnect Supported. See page 49.



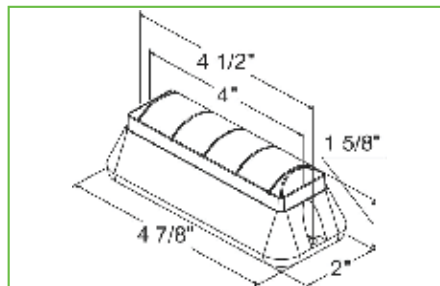
ProConnect Supported. See page 49.

Strobe Lights

4.88" RAISED LED STROBE LIGHT

SAE J595
CLASS
2
5-YEAR
W
12-24
VOLTS
IP
67

Number of LEDs	4
Housing	Aluminum
Number of Flash Patterns	See Chart
Synchronous	Yes
Alternating	Yes



8891104



8891105

SAE J595 Class 2

	Part No.	Color	Lens Color	Flash	Amp	Wt. (lbs.)
	8891004**	Amber	Clear	1	0.54	0.60
	8891006**	Clear	Clear	1	0.54	0.60

**Does not feature alternating and synchronous functions

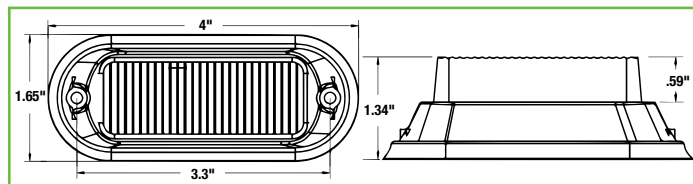
SAE J595 Class 2

	Part No.	Color	Lens Color	Flash	Amp	Wt. (lbs.)
	8891104	Amber	Clear	19	0.54	0.60
	8891105	Amber/ Clear	Clear	19	0.54	0.60

4" LED STROBE LIGHT

SAE J595
CLASS
1
5-YEAR
W
12-24
VOLTS
IP
68

Number of LEDs	3
Housing	Plastic
Number of Flash Patterns	12
Synchronous	Yes
Alternating	Yes



8891900

SAE J595 Class 1

	Part No.	Color	Lens Color	Amp	Wt. (lbs.)
	8891120	Amber	Clear	0.35	0.20

Accessories

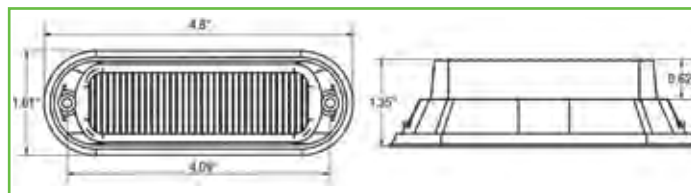
Part No.	Description	Wt. (lbs.)
8891135	Black, 90 Degree Mounting Bracket for 8891120 Series	0.08



5" LED STROBE LIGHT





SAE J595
CLASS
1
5-YEAR
W
12-24
VOLTS
IP
68

Number of LEDs	4
Housing	Plastic
Number of Flash Patterns	19
Synchronous	Yes
Alternating	Yes



8891130

SAE J595 Class 1

	Part No.	Color	Lens Color	Amp	Wt. (lbs.)
	 8891130	Amber	Clear	0.5	0.24
	 8891132	Amber/ Clear	Clear	0.5	0.24

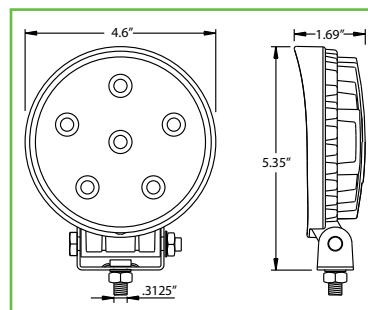
Accessories



	Part No.	Description	Wt. (lbs.)
	8891135	Black, 90 Degree Mounting Bracket for 8891130 Series	0.08

POST MOUNTED 4.5" LED STROBE LIGHT

5-YEAR
W
12-24
VOLTS
IP
67

Number of LEDs	6
Housing	Aluminum
Number of Flash Patterns	Double Flash
Synchronous	Yes
Alternating	Yes

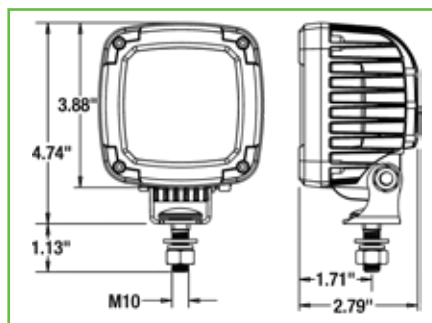




	Part No.	Color	Lens Color	Amp	Connection	Wt. (lbs.)
	 8891015	Amber	Amber	1.5	Blunt Cut	1.20

BLUE LED WARNING LIGHT FOR FORKLIFTS

5-YEAR
W
12-24
VOLTS
IP
69K

Number of LEDs	9
Lumens	400
Lead Length	16"
Mount / Base	10mm Stud SST

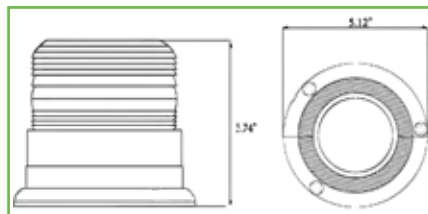


	Part No.	Type	Lens Color	Amp	Connection	Wt. (lbs.)
	 1492133	Spot	Blue	0.75	Blunt Cut	1.65

Beacon Lights

CLASS 1, 3.75" LED BEACON

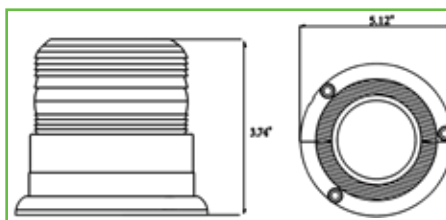
SAE J599 CLASS 1	Number of LEDs	32
5-YEAR W 12-24 VOLTS IP 65	Number of Flash Patterns	8



Part No.	Color	Lead	Mounting	Amp	Wt. (lbs.)
 SL502A	Amber	10' ON/OFF Switch	Permanent and Magnetic	1.4	1.16

CLASS 2, 3.75" LED BEACON

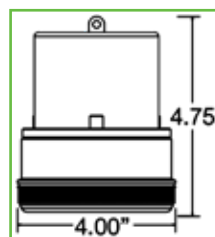
SAE J599 CLASS 2	Number of LEDs	40
5-YEAR W 12-24 VOLTS IP 65	Number of Flash Patterns	2




Part No.	Color	Lead	Mounting	Amp	Wt. (lbs.)
 SL501A	Amber	10' On/Off Switch	Magnetic and Permanent	0.6	1.28

PORTABLE 4.75" LED BEACON, BATTERY OPERATED

5-YEAR W IP 65	Number of LEDs	24
	Number of Flash Patterns	1



Part No.	Color	Lead	Mounting	Amp	Wt. (lbs.)
 SL475A	Amber	(2) D Batteries	Magnetic	1.75	1.28

Automatic On/Off operation with light sensor or manual operation via selector switch.

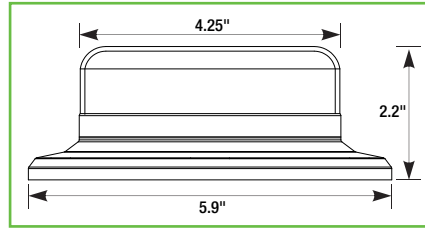


CLASS 1 LOW PROFILE 2.2" LED BEACON



Number of LEDs	12
Number of Flash Patterns	3

See pg. 192 & 220 for Mount Options



SL550ALP
15' ON/OFF switch



SL551CLP
13" Blunt Cut

Part No.	Color	Lead	Mounting	Amp	Wt. (lbs.)
SL550ALP	Amber	15' ON/OFF Switch	Permanent & Magnetic	1.0	1.46
SL551ALP	Amber	13" Blunt Cut	Permanent	1.0	1.08
SL551CLP	Clear	13" Blunt Cut	Permanent	1.0	1.08
SL551GLP	Green	13" Blunt Cut	Permanent	1.0	1.08

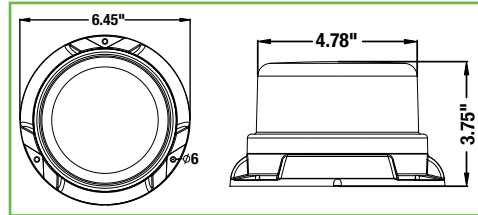
Available Summer 2026

CLASS 1, 3.75" CLEAR LENS LED BEACON **NEW**



Number of LEDs	12
Number of Flash Patterns	7 for single color 14 for dual color

See pg. 192 & 220 for Mount Options



SL560AC Bottom shown



SL560A



SL560AC

Part No.	Lens Color	LED Color	Lead	Mounting	Amp	Wt. (lbs.)
SL560A	Clear	Amber	12' Aux plug	Magnetic/Permanent	3.5	1.6
SL560AC	Clear	Amber/Clear	14"	Magnetic/Permanent	3.1	1.6
SL560AG	Clear	Amber/Green	14"	Magnetic/Permanent	3.1	1.6
SL561A	Clear	Amber	14"	Permanent	3.5	1.1
SL561AC	Clear	Amber/Clear	14"	Permanent	3.1	1.1
SL561AG	Clear	Amber/Green	14"	Permanent	3.1	1.1

Available Spring 2026

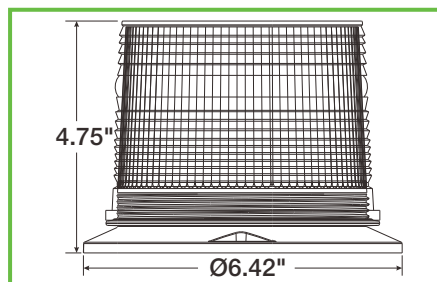
Beacon Lights

CLASS 1, 4.75" LED BEACON

SAE J848 CLASS 1	Number of LEDs	6
IP 65	Number of Flash Patterns	12, (including Steady-On)

See pg. 192 & 220 for Mount Options

5-YEAR
W
12-24
VOLTS



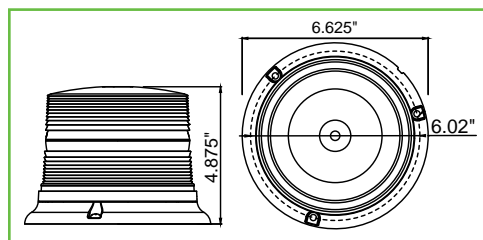
Part No.	Color	Lead	Mounting	Amp	Wt. (lbs.)
SL645ALP	Amber	14' ON/OFF Switch	Permanent, Pipe, and Magnetic	1.0	2.4
SL647ALP	Amber	9" Blunt Cut	Permanent, 3-Bolt or 1" NPT	1.5	1.2

CLASS 1, 4.87" LED BEACON

SAE J848 CLASS 1	Number of LEDs	8
5-YEAR W	Number of Flash Patterns	15

See pgs. 73 & 74 for Mount Options

12-24
VOLTS



Part No.	Color	Lead	Mounting	Amp	Wt. (lbs.)
SL675ALP	Amber	10' ON/OFF Switch	Permanent and Magnetic	1.5	2.35
SL685ALP	Amber	9" Blunt Cut	Permanent and Pipe	1.5	1.63

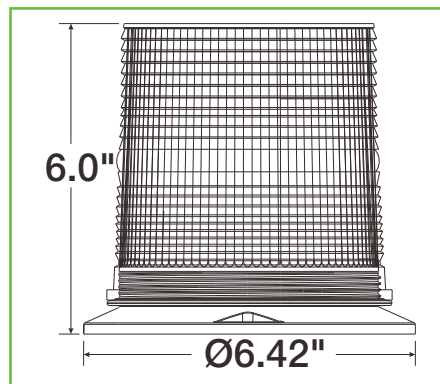
CLASS 1, 6" LED BEACON

SAE J848 CLASS 1	Number of LEDs	6
5-YEAR W	Number of Flash Patterns	12, (including Steady-On)

See pgs. 73 & 74 for Mount Options

12-24
VOLTS

IP
65



Part No.	Color	Lead	Mounting	Amp	Wt. (lbs.)
SL665A	Amber	14' ON/OFF Switch	Permanent, Pipe, and Magnetic	0.6	2.7
SL667A	Amber	9" Blunt Cut	Permanent, 3-Bolt or 1" NPT	1.5	1.5



CLASS 1, 6.25" LED BEACON

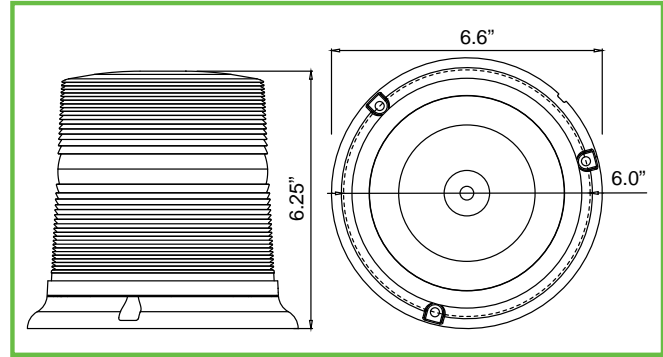
SAE J845
CLASS 1
5-YEAR
W
12-24
VOLTS
CA 13

Number of LEDs	12
Number of Flash Patterns	12

See pgs. 73 & 74 for Mount Options



SL695A
15' ON/OFF switch



	Part No.	Color	Lead	Mounting	Amp	Wt. (lbs.)
	SL695A	Amber	10' ON/OFF Switch	Permanent and Magnetic	2.7	2.67
	SL696A	Amber	12" Blunt Cut	Permanent	2.7	2.67

Includes clear outer protective lens

SELF-ADHESIVE MAGNETIC MOUNT PAD FOR ALUMINUM CABS

Construction	Carbon Steel
Finish	Black Powder-Coated
Size	3.5" L x 3.5" W
Mount	3M® Tape

Allows use of magnetic light mounts even on aluminum truck cabs



8895400 shown with SL695A beacon



8895400 shown with 8891031 mini light bar



8895400

Part No.	Description	Wt. (lbs.)
8895400	Self-Adhesive Magnetic Mount Pad for Aluminum Cabs, Single	0.27
8895404	Self-Adhesive Magnetic Mount Pad for Aluminum Cabs, 4 pack	1.02

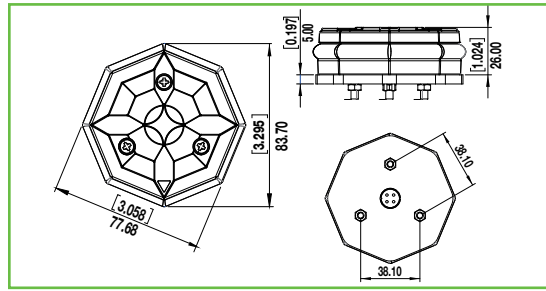
Note: Allows use of magnetic light mounts even on aluminum truck cabs

Beacon Lights

CLASS 1, LED MICRO BEACON **NEW**

SAE J845
CLASS 1
5-YEAR
W
12-24
VOLTS
IP
67

Number of LEDs	24
Number of Flash Patterns	5 Single Color 9 Dual Color



SL575AC



SL576A

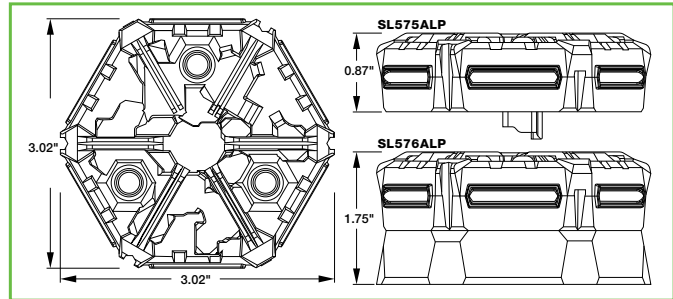
	Part No.	Color	Wiring	Mounting	Amp	Wt. (lbs.)
	SL575A	Amber	7" Blunt Cut	Permanent	1.7	.35
	SL575AC	Amber/ Clear	7" Blunt Cut	Permanent	1.7	.35
	SL575AG	Amber/ Green	7" Blunt Cut	Permanent	1.7	.35
	SL576A	Amber	12' Auxiliary plug	Magnetic	1.7	.84

Available Spring 2026

CLASS 2, LED MICRO BEACON

SAE J845
CLASS 2
5-YEAR
W
12-24
VOLTS
IP
67

Number of LEDs	18
Number of Flash Patterns	1, 132 Flasher per Minute



SL575ALP



SL576ALP

	Part No.	Color	Wiring	Mounting	Amp	Wt. (lbs.)
	SL575ALP	Amber	7" Blunt Cut	Permanent 5 mm Stud	1.3	0.19
	SL576ALP	Amber	12.5' Auxiliary Plug	Magnetic	1.3	0.6

Accessories

	Part No.	Description	Wt. (lbs.)
	3048064	1.6" Riser Mount for SL575ALP	0.2



4.75" & 6.31 INCANDESCENT BEACONS

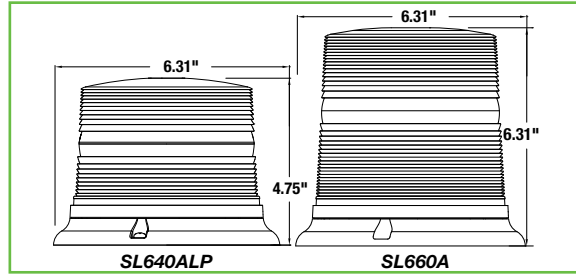
1-YEAR
W
12-24
VOLTS



Joules	8
Mounting	Permanent and Pipe
Dimensions	SL640ALP: 4.75" tall x 6.31" wide
	SL660A: 6.31" tall x 6.31" wide

See pg. 192 & 220 for Mount Options



SL640ALP
4.75" tall x 6.31" wide

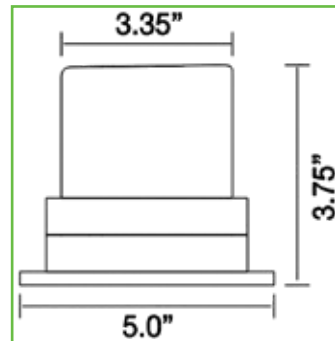



Part No.	Color	Lead	Flash	Amp	Wt. (lbs.)
 SL640ALP	Amber	10" Blunt Cut	Dual Flash 80 FPM	1.5	1.75
 SL660A	Amber	10" Blunt Cut	Dual Flash 80 FPM	1.5	2.0

3.75" INCANDESCENT BEACON

1-YEAR
W
12-24
VOLTS

Joules	1.7
Number of Flash Patterns	2

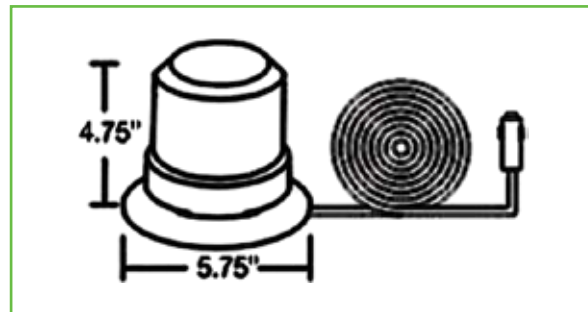


Part No.	Color	Lead	Flash	Amp	Wt. (lbs.)
 SL500A	Amber	10' Auxiliary Cable	Magnetic	0.6	1.13

4.75" INCANDESCENT BEACON

1-YEAR
W
12-110
VOLTS

Joules	1.7
Number of Flash Patterns	1



Part No.	Color	Lead	Flash	Amp	Wt. (lbs.)
 SL650A	Amber	10' Auxiliary Cable	Magnetic	0.3	1.5

Beacon Accessories

SELF-LEVELING BEACON MOUNT



B210880

Application shown
with SL696A

Part No.	Description	Wt. (lbs.)
B210880	Self-Leveling Mounting Bracket, 3/16" Steel Plate with Black Powder Coating, 9"W (ID) x 7.625T (OD)	6.7

STAINLESS STEEL MIRROR-MOUNTED BEACON BRACKET



8891001

Application shown
with SL551ALP

Part No.	Description	Wt. (lbs.)
8891001	Beacon Mirror Mounting Bracket, Stainless Steel, 6.625" Diam x 4.875" T	1.4

Includes U-Bolts.

Bolt pattern fits most beacons up to 6.625" diameter.

BEACON BRUSH GUARD



8891002

Application shown
with SL696A

Part No.	Description	Wt. (lbs.)
8891002	Black Beacon Brush Guard 6.5" Diam x 6.5" T (See fit guide online at buyersproducts.com)	1.0

STAINLESS STEEL BEACON MOUNT BRACKET



8891003

Application shown
with SL685ALP

Part No.	Description	Wt. (lbs.)
8891003	Stainless Steel Beacon Mount Bracket 10.5"H x 6.88"L x 6.63"W	1.94

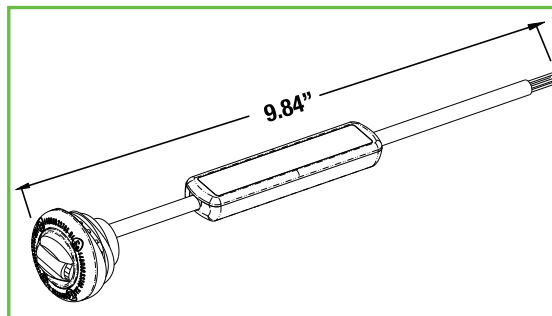


Round Marker/Strobe Clearance Lights

3/4" ROUND COMBINATION MARKER-STROBE **NEW**



Number of LEDs	2 Marker 1 Strobe
Size	3/4"
Connection	Hard Wired
Number of Flash Patterns	14
Synchronous	Yes
Alternating	Yes

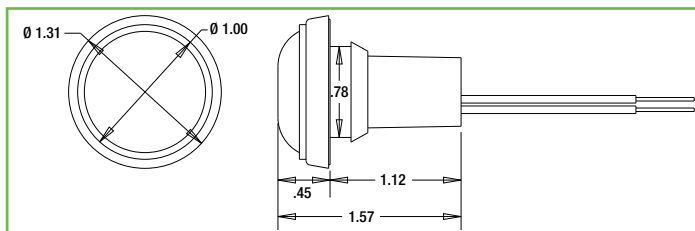


	Part No.	Marker Color	Strobe Color	Lens Color	Lead	Amp	Wt. (lbs.)
	5627518	Red	Amber	Clear	8"	.6	.09
	5627519	Red	Green	Clear	8"	.6	.09
	5627528	Amber	Amber	Clear	8"	.6	.09
	5627529	Amber	Green	Clear	8"	.6	.09

1" ROUND COMBINATION MARKER-STROBE **NEW**



Number of LEDs	3 Marker 1 Strobe
Mounting Diameter	3/4"
Connection	Hard Wired
Number of Flash Patterns	4
Synchronous	Yes
Alternating	Yes



	Part No.	Marker Color	Strobe Color	Lens Color	Lead	Amp	Wt. (lbs.)
	5623410	Red	Amber	Clear	7"	.24	.05
	5623420	Amber	Amber	Clear	7"	.24	.05

Available April 2026

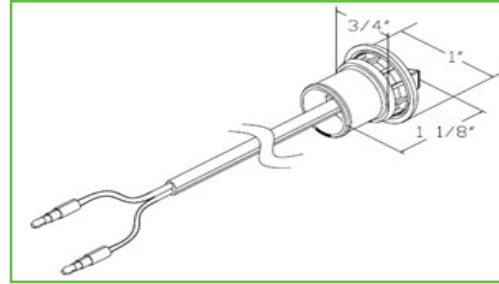
Round Marker/Clearance Lights

3/4" ROUND MARKER/CLEARANCE LIGHTS WITH 1 LED

Number of LEDs	1
Size	3/4"
Connection	Hard Wired



Kit includes light and grommet



5623413 / 5623423
(sold in qty of 10)



5623414 / 5623424
(sold in qty of 10)



5627532
(sold in qty of 10)

Part No.	Diode Color	Lens Color	Lens Style	Lead	Amp	Std. Qty	Wt. (lbs.)
5623413	Red	Red	Dome	.180 Male Bullets	.021	10	0.03
5623423	Amber	Amber	Dome	.180 Male Bullets	.021	10	0.03
5623414	Red	Red	Dome	Stripped Leads	.021	10	0.02
5623424	Amber	Amber	Dome	Stripped Leads	.021	10	0.02
5627532	Clear	Clear	Bird Beak	Stripped Leads	.021	10	0.02

Bulk. Part number indicates single light only. Must order in multiples of 10.

Accessories

Part No.	Description	Std. Qty	Wt. (lbs.)
5627501	Black Grommet for 3/4" Round Marker Lights, for 1-LED Marker/Clearance Lights	25	0.05

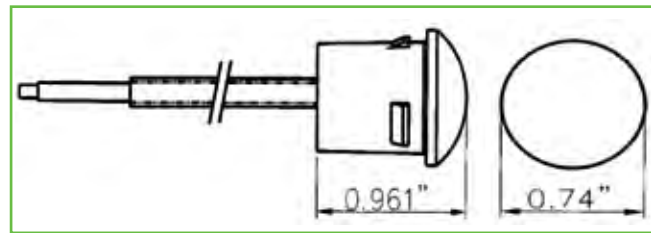
Bulk. Part number indicates single item only. Must order in multiples of 25.

3/4" ROUND MARKER/CLEARANCE LIGHTS WITH 3 LEDs

Number of LEDs	3
Size	3/4"
Connection	Hard Wired



Kit includes light and grommet



5627513 / 5627523
(sold in qty of 10)



5627514 / 5627524
(sold in qty of 10)

Part No.	Color	Lead	Amp	Std. Qty	Wt. (lbs.)
5627513	Red	.180 Male Bullets	.038	10	0.05
5627514	Red	Stripped Leads	.038	10	0.05
5627523	Amber	.180 Male Bullets	.038	10	0.05
5627524	Amber	Stripped Leads	.038	10	0.05

Bulk. Part number indicates single light only. 5627513, 5627514, 5627523, and 5627524 must be ordered in multiples of 10.

Accessories

Part No.	Description	Std. Qty	Wt. (lbs.)
5627503	Black Grommet for 3/4" Round Marker Lights, for 3-LED Marker/Clearance Lights	25	0.05

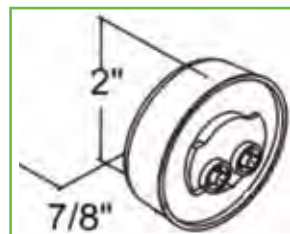
Bulk. Part number indicates single item only. Must order in multiples of 25.




2" ROUND MARKER/CLEARANCE LIGHT WITH 1 LED



Number of LEDs	1
Size	2"
Connection	PL-10



5622101 / 5622201
Plug and grommet included



5622150 / 5622250
Light only (sold in qty of 10)



Part No.	Color	Mounting	Amp	Std. Qty	Wt. (lbs.)
5622101	Red	Grommet (Included)	.050	1	0.18



5622201	Amber	Grommet (Included)	.050	1	0.18
---------	-------	--------------------	------	---	------

5622150	Red	Grommet (sold separately)	.050	10	0.07
---------	-----	---------------------------	------	----	------

5622250	Amber	Grommet (sold separately)	.050	10	0.07
---------	-------	---------------------------	------	----	------

Part number indicates single light only. 5622150 and 5622250 must be ordered in multiples of 10.

Accessories

Part No.	Description	Std. Qty	Wt. (lbs.)
5622050	Black Grommet For 2" Marker Lights, Open Back	10	0.07

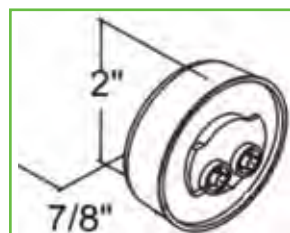
5620250	2-Pin In-Line Male PL-10 Plug with Stripped Power Wire and #10 Ring on Ground	25	0.03
---------	---	----	------

Bulk. Part number indicates single item only. Grommet must be ordered in multiples of 10 and Plug must be ordered in multiples of 25.

2" ROUND MARKER/CLEARANCE LIGHT WITH 4 LEDs



Number of LEDs	4
Size	2"
Connection	PL-10



5622102 / 5622202
Plug and grommet included



5622154 / 5622254
Light only (sold in qty of 10)



Part No.	Color	Mounting	Amp	Std. Qty	Wt. (lbs.)
5622102	Red	Grommet (Included)	.039	1	0.18



5622202	Amber	Grommet (Included)	.039	1	0.18
---------	-------	--------------------	------	---	------

5622154	Red	Grommet (sold separately)	.039	10	0.07
---------	-----	---------------------------	------	----	------

5622254	Amber	Grommet (sold separately)	.039	10	0.07
---------	-------	---------------------------	------	----	------

Part number indicates single light only. 5622154 and 5622254 must be ordered in multiples of 10.

Accessories

Part No.	Description	Std. Qty	Wt. (lbs.)
5622050	Black Grommet For 2" Marker Lights, Open Back	10	0.07

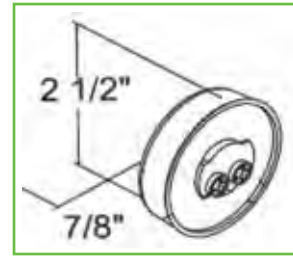
5620250	2-Pin In-Line Male PL-10 Plug with Stripped Power Wire and #10 Ring on Ground	25	0.03
---------	---	----	------

Bulk. Part number indicates single item only. Grommet must be ordered in multiples of 10 and Plug must be ordered in multiples of 25.

Round Marker/Clearance Lights

2-1/2" ROUND MARKER/CLEARANCE LIGHT WITH 4 LEDs

	Number of LEDs	4
	Size	2-1/2"
	Connection	PL-10



5622514 / 5622524
Plug and grommet included



5622550 / 5622525
(sold in qty of 10)

	Part No.	Color	Mounting	Amp	Std. Qty	Wt. (lbs.)
	5622514	Red	Grommet (Included)	.032	1	0.11
	5622524	Amber	Grommet (Included)	.032	1	0.11
	5622550	Red	Grommet (sold separately)	.032	10	0.8
	5622525	Amber	Grommet (sold separately)	.032	10	0.8

Part number indicates single light only. 5622550 and 5622525 must be ordered in multiples of 10.

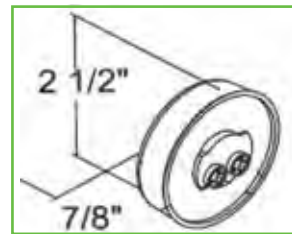
Accessories

	Part No.	Description	Std. Qty	Wt. (lbs.)
	5622505	Black Grommet For 2-1/2" Marker Lights, Semi-Open Back	10	0.10
	5622506	Black Grommet For 2-1/2" Marker Lights, Open Back	10	0.08
	5620250	2-Pin In-Line Male PL-10 Plug with Stripped Power Wire and #10 Ring on Ground	25	0.03

Bulk. Part number indicates single item only. Grommets must be ordered in multiples of 10 and Plug must be ordered in multiples of 25.

2-1/2" ROUND MARKER/CLEARANCE LIGHT WITH REFLEX LENS AND 4 LEDs

	Number of LEDs	4
	Size	2-1/2"
	Connection	PL-10



5622551 / 5622526
Plug and grommet included

	Part No.	Color	Mounting	Amp	Std. Qty	Wt. (lbs.)
	5622551	Red	Grommet (sold separately)	.030	10	0.11
	5622526	Amber	Grommet (sold separately)	.033	10	0.11

Bulk. Part number indicates single light only. 5622551 and 5622526 must be ordered in multiples of 10.

Accessories

	Part No.	Description	Std. Qty	Wt. (lbs.)
	5622505	Black Grommet For 2-1/2" Marker Lights, Semi-Open Back	10	0.10
	5622506	Black Grommet For 2-1/2" Marker Lights, Open Back	10	0.08
	5620250	2-Pin In-Line Male PL-10 Plug with Stripped Power Wire and #10 Ring on Ground	25	0.03

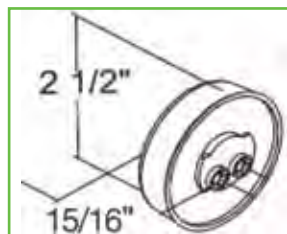
Bulk. Part number indicates single item only. Grommets must be ordered in multiples of 10 and Plug must be ordered in multiples of 25.



2-1/2" ROUND MARKER/CLEARANCE LIGHT WITH 7 LEDs



Number of LEDs	7
Size	2-1/2"
Connection	PL-10 + 2 hardwires



5622517 / 5622527
(sold in qty of 10)

Part No.	Color	Mounting	Amp	Std. Qty	Wt. (lbs.)
5622517	Red	Grommet (sold separately)	.19	10	0.11
5622527	Amber	Grommet (sold separately)	.19	10	0.11

Bulk. Part number indicates single light only. 5622517 and 5622527 must be ordered in multiples of 10.

Accessories

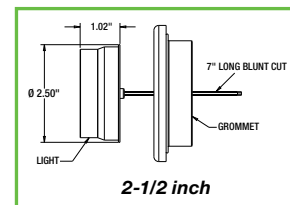
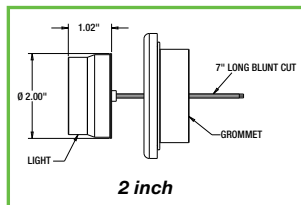
Part No.	Description	Std. Qty	Wt. (lbs.)
5622505	Black Grommet For 2-1/2" Marker Lights, Semi-Open Back	10	0.10
5622506	Black Grommet For 2-1/2" Marker Lights, Open Back	10	0.08
5620250	2-Pin In-Line Male PL-10 Plug with Stripped Power Wire and #10 Ring on Ground	25	0.03

Bulk. Part number indicates single item only. Grommets must be ordered in multiples of 10 and Plug must be ordered in multiples of 25.

2" AND 2-1/2" ROUND COMBINATION MARKER/STROBE LIGHTS **NEW**



Number of LEDs	4 Marker + 6 Strobe
Size	2" and 2-1/2"
Connection	7" Hard Wired
Number of Flash Patterns	4
Synchronous	Yes
Alternating	Yes



5622001

rear view

Part No.	Marker Color	Strobe Color	Mounting	Size	Amp	Std. Qty	Wt. (lbs.)
5622001	Red	Amber	Grommet	2"	0.72	1	0.175
5622002	Amber	Amber	Grommet	2"	0.72	1	0.175
5622501	Red	Amber	Grommet	2.5"	0.79	1	0.24
5622502	Amber	Amber	Grommet	2.5"	0.79	1	0.24



5622111


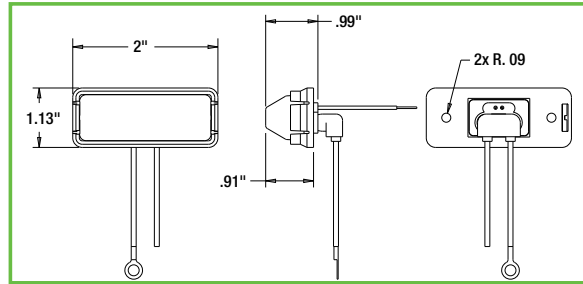
rear view

Part No.	Marker Color	Strobe Color	Mounting	Size	Amp	Std. Qty	Wt. (lbs.)
5622111	Red	Amber	Grommet	2"	0.35	1	0.175
5622112	Amber	Amber	Grommet	2"	0.35	1	0.175
5622515	Red	Amber	Grommet	2.5"	0.35	1	0.24
5622516	Amber	Amber	Grommet	2.5"	0.35	1	0.24

Rectangular Marker/Clearance Lights

2" RECTANGULAR COMBINATION MARKER-STROBE **NEW**

SAE J599 CLASS 2	Number of LEDs	2 Marker + 2 Strobe
5-YEAR W	Size	2"
12 VOLTS	Connection	7" Hard Wired
IP 67	Mounting	3M, 2-Sided Tape
	Number of Flash Patterns	4
	Synchronous	Yes
	Alternating	Yes

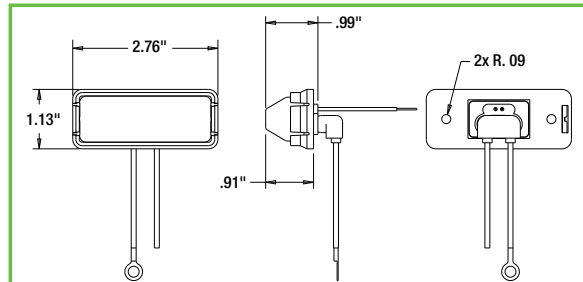


Part No.	Marker Color	Strobe Color	Lens Color	Amp	Std. Qty	Wt. (lbs.)
5622011	Red	Amber	Clear	0.8	1	.06
5622012	Amber	Amber	Clear	0.8	1	.06

Available April 2026

2-3/4" RECTANGULAR COMBINATION MARKER-STROBE **NEW**

SAE J599 CLASS 1	Number of LEDs	3 Marker + 2 Strobe
5-YEAR W	Size	2 3/4"
12 VOLTS	Connection	7" Hard Wired
IP 67	Mounting	3M, 2-Sided Tape
	Number of Flash Patterns	4
	Synchronous	Yes
	Alternating	Yes

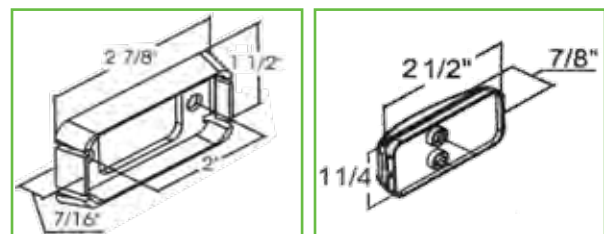


Part No.	Marker Color	Strobe Color	Lens Color	Amp	Std. Qty	Wt. (lbs.)
5622751	Red	Amber	Clear	0.23	1	.10
5622752	Amber	Amber	Clear	0.23	1	.10

Available April 2026

2-1/2" SURFACE MOUNT MARKER LIGHT WITH 3 LEDs

LIMITED W	Number of LEDs	3
12 VOLTS	Size	2-1/2"
	Connection	PL-10
	Mounting	Surface Mount



5622103 / 5622203
Plug and mounting bracket included

Part No.	Color	Amp	Std. Qty	Wt. (lbs.)
5622103	Red	.042	1	0.05
5622203	Amber	.042	1	0.05

Accessories

Part No.	Description	Std. Qty	Wt. (lbs.)
5620250	2-Pin In-Line Male PL-10 Plug with Stripped Power Wire and #10 Ring on Ground	25	0.03

Bulk. Part number indicates single item only. Plug must be ordered in multiples of 25.



Rectangular Marker/Clearance/ID Lights

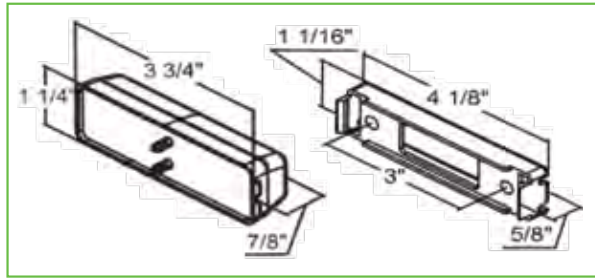
3-3/4" RECTANGULAR MARKER/CLEARANCE LIGHT WITH 2 LEDs



Number of LEDs	2
Connection	Male Barrel Terminals
Mounting	Surface Mount



5623812 / 5623822
Light only (sold individually)



Part No.	Size	Color	Amp	Std. Qty	Wt. (lbs.)
5623812	3-3/4"	Red	.060	1	0.04
5623822	3-3/4"	Amber	.060	1	0.04

Accessories

Part No.	Description	Std. Qty	Wt. (lbs.)
5623750	4-1/8" Black Mounting Bracket Includes Stripped Lead for 5623712	1	0.05

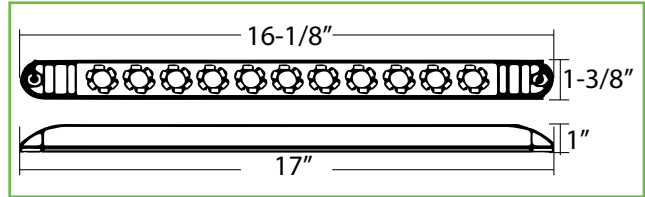
17" SLIMLINE STOP/TURN/TAILO LIGHT WITH 11 LEDs



Number of LEDs	11
Size	17"
Connection	Hard Wired Stripped Lead and Ring Terminal
Mounting	Surface



5621711



Part No.	Color	Amp	Std. Qty	Wt. (lbs.)
5621711	Red	.162	10	0.41

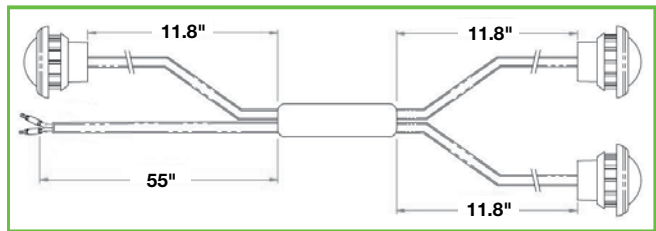
3/4" ID LIGHT WITH 9 LEDs



Number of LEDs	9
Size	3/4"
Connection	Hard Wired with .180 Male Bullets
Mounting	Grommet



5627533



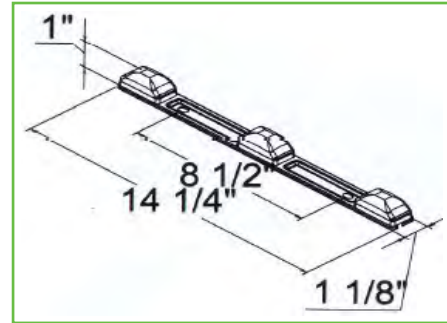
Part No.	Color	Amp	Std. Qty	Wt. (lbs.)
5627533	Red	.113	1	0.50

ID Bar Lights

14-1/4" STAINLESS STEEL ID BAR LIGHT WITH 9 LEDS



Number of LEDs	9
Size	14"
Connection	Hard Wired Stripped Lead and Ring Terminal
Mounting	Surface



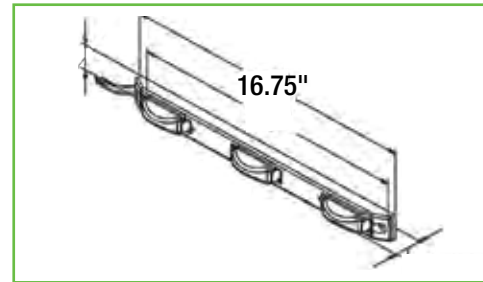
5621720

Part No.	Color	Amp	Std. Qty	Wt. (lbs.)
5621720	Red	.147	1	0.55

16.75" STAINLESS STEEL ID BAR LIGHT WITH 24 LEDS **NEW**



Number of LEDs	24
Size	16.75"
Connection	Hard Wired Stripped Lead and Ring Terminal
Mounting	Surface



5621718

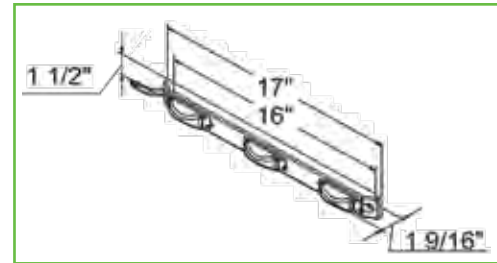
Part No.	Color	Amp	Std. Qty	Wt. (lbs.)
5621718	Red	.15	1	0.46

Available Summer 2026

17" POLYCARBONATE ID BAR LIGHT WITH STROBE **NEW**



Number of LEDs	15
Size	17"
Connection	Hard Wired
Flash Patterns	4
Mounting	Surface



5621725



Shown with amber strobe feature

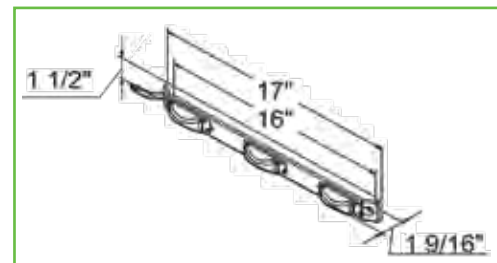
Part No.	Color	Amp	Std. Qty	Wt. (lbs.)
5621725	Red Marker/Amber Strobe	1.05	1	.75

Available Summer 2026

17" POLYCARBONATE ID BAR LIGHT WITH 9 LEDS



Number of LEDs	9
Size	17"
Connection	Hard Wired Stripped Lead and Ring Terminal
Mounting	Surface



5621719

Part No.	Color	Amp	Std. Qty	Wt. (lbs.)
5621719	Red	.119	1	0.65



4" Round LED Combination Stop/Turn/Tail/Backup/Strobe Lights

4" ROUND LED COMBINATION STOP/TURN/TAIL/BACKUP/STROBE LIGHT

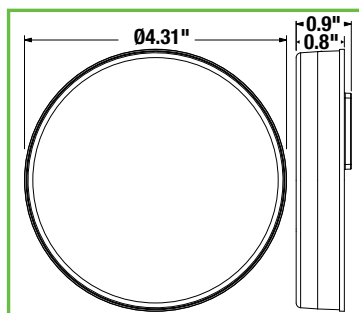
SAE J595 CLASS 1 5-YEAR WARRANTY 12-24 VOLTS IP 69 CA 13	Number of LEDs	24
	Size	4"
	Housing	Plastic
	Strobe	Amber/Clear
	Number of Flash Patterns	57
	Synchronous	Yes
	Alternating	Yes

Note: 6 LED strobe can be: all amber, all clear, or half amber and half clear. Each color has 19 flash patterns.

3 LIGHTS IN ONE!



Stop/Turn Backup Amber and Clear Strobe



PL-3 Connection & Back Wiring

SAE J595 Class 1

Part No.	LED Color	Lens Color	Amp	Wt. (lbs.)
5624424	12 Red/ 6 Clear/ 6 Amber	Clear	0.5	0.49

Includes Grommet and comes pre-wired

FMVSS108 Compliant; DOT SAE 23 S2T216R W-1

4" ROUND LED COMBINATION STOP/TURN/TAIL/BACKUP/STROBE LIGHT

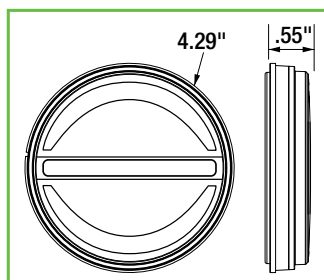
SAE J595 CLASS 1 5-YEAR WARRANTY 12-24 VOLTS IP 69 CA 13	Number of LEDs	32
	Housing	Plastic
	Connection	Blunt Cut
	Strobe	Amber or Green
	Number of Flash Patterns	19
	Synchronous	Yes
	Alternating	Yes

Includes grommet for recessed mounting and chrome cover for surface mounting.

3 LIGHTS IN ONE!



5624432



*SAE J595 Class 1

Part No.	Color	Lens Color	Amp	Wt. (lbs.)
5624432*	Red/Clear/Amber	Clear	1.3	0.50
5624439**	Red/Clear/Green	Clear	1.3	0.50

**Due Summer 2026

4" ROUND LED COMBINATION STOP/TURN/TAIL/BACKUP LIGHT WITH 12 LEDS

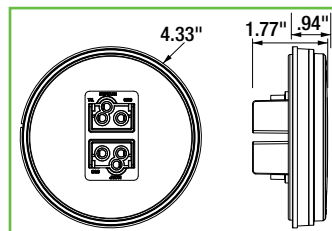
LIMITED LIFETIME WARRANTY 12 VOLTS IP 67	Number of LEDs	12
	Size	4"
	Connection	PL-3 and PL-2

2 LIGHTS IN ONE!



5624131
Plug and grommet included

5624130
Light only (sold in qty of 10)



Part No.	Color	Mounting	Amp	Std. Qty	Wt. (lbs.)
5624131	Red/Clear	Grommet (Included)	.80	1	0.23
5624130	Red/Clear	Grommet	.80	10	0.23

Bulk. Part number indicates single light only. 5624130 must be ordered in multiples of 10.

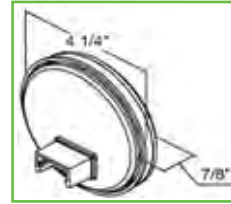
For additional plugs refer to pg. 97

4" Round Stop/Turn/Tail Lights

4" ROUND COMBINATION STOP/TURN/TAIL/BACKUP LIGHT WITH 7 LEDs



Number of LEDs	7
Size	4"
Connection	PL-3



5624157
Plug and grommet included



5624156
(sold in qty of 10)



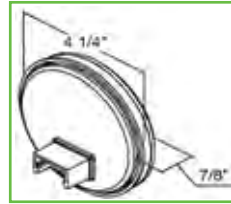
Part No.	Color	Mounting	Amp	Std. Qty	Wt. (lbs.)
5624157	Red	Grommet (Included)	.150	1	0.23
5624156	Red	Grommet (sold separately)	.150	10	0.23

Bulk. Part number indicates single item only. Must order in multiples of 10.

4" ROUND STOP/TURN/TAIL LIGHT WITH 10 LEDs



Number of LEDs	10
Size	4"



Back PL3 Style



Back AMP Style



5624110
Plug and grommet included



5624150/5624151
Light only (sold in qty of 10)



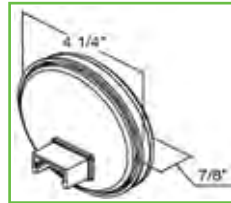
Part No.	Color	Mounting	Connection	Amp	Std. Qty	Wt. (lbs.)
5624110	Red	Grommet (Included)	PL-3	.113	1	0.70
5624150	Red	Grommet (sold separately)	PL-3	.113	10	0.36
5624151	Red	Grommet (sold separately)	AMP-Style	.105	10	0.34

Bulk. Part number indicates single light only. 5624150 and 5624151 must be ordered in multiples of 10.

4" ROUND STOP/TURN/TAIL LIGHT WITH 18 LEDs



Number of LEDs	18
Size	4"
Connection	PL-3



5624118
Plug and grommet included



5624119
Light only (sold in qty of 10)



Part No.	Color	Mounting	Amp	Std. Qty	Wt. (lbs.)
5624118	Red	Grommet (Included)	.208	1	0.80
5624119	Red	Grommet (sold separately)	.208	10	0.40

Bulk. Part number indicates single light only. 5624119 must be ordered in multiples of 10.

GROMMETS & PLUGS

Part No.	Description	Std. Qty	Wt. (lbs.)
5624050	Replacement Black Grommet	10	0.15
5621004	Black Plastic Security Grommet	10	0.08

Bulk. Part number indicates single item only. Grommets must be ordered in multiples of 10 and Plugs must be ordered in multiples of 25.

Part No.	Description	Std. Qty	Wt. (lbs.)
5620251	2-Pin Right Angle Male Plug with Stripped Power Wire and #10 Ring on Ground	25	0.03
5620350	3-Pin Right Angle Male PL-3 Plug with Stripped Leads and #10 Ring on Ground	25	0.03
5620352	3-Wire AMP-Style Plug, with Stripped Leads and #10 Ring on Ground	25	0.03

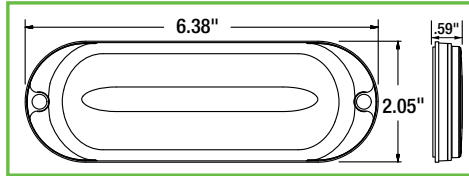


6" Oval LED Combination Stop/Turn/Tail/Backup/Strobe Lights

6" OVAL LED COMBINATION STOP/TURN/TAIL/BACKUP/STROBE LIGHT

SAE J599 CLASS 1	Number of LEDs	32
5-YEAR WARRANTY	Housing	Plastic
12-24 VOLTS	Connection	Blunt Cut
IP 69	Strobe	Amber or Green
CA 13	Number of Flash Patterns	19
	Synchronous	Yes
	Alternating	Yes

Includes grommet for recessed mounting and chrome cover for surface mounting.



3 LIGHTS IN ONE!



Shown in Stop/Turn/Tail/Backup mode with grommet and in Strobe mode with surface mount chrome bezel.

*SAE J595 Class 1

	Part No.	Strobe Color	Lens Color	Amp	Wt. (lbs.)
	5626432*	Clear/Amber	Clear	1.3	0.60
	5626439**	Clear/Green	Clear	1.3	0.60

**Due Summer 2026

Accessories

	Part No.	Description	Wt. (lbs.)
	5626433	Black Bezel for 6 Inch Oval Combination Lights	0.03

6" OVAL LED COMBINATION STOP/TURN/TAIL/BACKUP/STROBE LIGHT **NEW**

SAE J599 CLASS 1	Number of LEDs	12
5-YEAR WARRANTY	Size	6"
12-24 VOLTS	Housing	Plastic
IP 69	Strobe	Amber/Clear or Amber/Green
CA 13	Number of Flash Patterns	17
	Synchronous	Yes
	Alternating	Yes

3 LIGHTS IN ONE!



Stop/Turn Backup Amber Strobe



SAE J595 Class 1

	Part No.	Strobe Color	Lens Color	Amp	Wt. (lbs.)
	5626412	Amber/Clear	Clear	0.25	0.2
	5626413	Amber/Clear	Clear	0.25	0.2
	5626414	Amber/Green	Clear	0.25	0.2
	5626415	Amber/Green	Clear	0.25	0.2

Available April 2026

6" OVAL LED COMBINATION STOP/TURN/TAIL/BACKUP/STROBE LIGHT

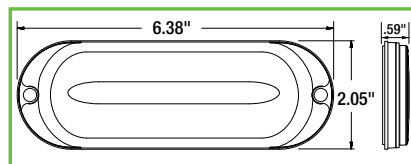
SAE J599 CLASS 1	Number of LEDs	24
5-YEAR WARRANTY	Size	6"
12-24 VOLTS	Housing	Plastic
IP 69	Strobe	Amber/Clear
CA 13	Number of Flash Patterns	57
	Synchronous	Yes
	Alternating	Yes

Note: 6 LED strobe can be: all amber, all clear, or half amber and half clear. Each color has 19 flash patterns.

3 LIGHTS IN ONE!



Stop/Turn Backup Amber and Clear Strobe



PL-3 Connection & Back Wiring

SAE J595 Class 1

	Part No.	LED Color	Lens Color	Amp	Wt. (lbs.)
	5626424	12 Red/ 6 Clear/ 6 Amber	Clear	0.5	0.49

Includes Grommet and comes pre-wired

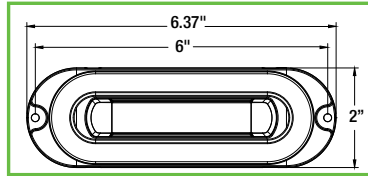
FMVSS108 Compliant; DOT SAE 23 S2T216R W-1

6" Oval LED Combination Stop/Turn/Tail/Backup Lights

6" OVAL LED COMBINATION STOP/TURN/TAIL/BACKUP LIGHT **NEW**

5-YEAR W 12-24 VOLTS IP 69K	Number of LEDs	26
	Housing	Plastic
	Connection	PL2 & PL3 plugs

Includes grommet for recessed mounting and chrome cover for surface mounting.



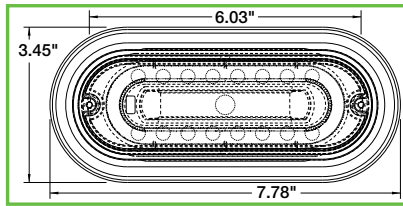
A DOT stop, turn, tail, and backup light in one convenient fixture.

	Part No.	LED Color	Lens Color	Amp	Wt. (lbs.)
	5626261	Clear/Red	Clear	1.1	0.70

6" OVAL LED COMBINATION MARKER/STROBE

SAE J595 CLASS 1 5-YEAR W 12-24 VOLTS IP 69K CA 13	Number of LEDs	20 Marker LEDs 6 Strobe LEDs
	Housing	Plastic
	Connection	Blunt Cut
	Number of Flash Patterns	See Chart
	Synchronous	Yes
	Alternating	Yes

Includes grommet for recessed mounting and chrome cover for surface mounting.



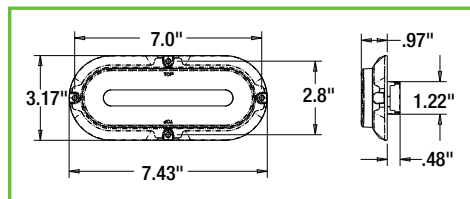
Complements 5626432

*SAE J595 Class 1

	Part No.	Strobe Color	Lens Color	Flash	Amp	Wt. (lbs.)
	5626026*	Amber/Amber	Clear	19	0.8	0.44
	5626226	Amber/Clear	Clear	12	0.8	0.44
	5626926	Amber/Green	Clear	12	0.8	0.44

6" OVAL LED COMBINATION STOP/TURN/TAIL/BACKUP LIGHT WITH 14 LEDS **NEW**

LIMITED LIFETIME W 12-24 VOLTS IP 67	Number of LEDs	14
	Size	3.290"



	Part No.	Color	Mounting	Amp	Wt. (lbs.)
	5626133	Clear/Red	Surface	.106	0.26

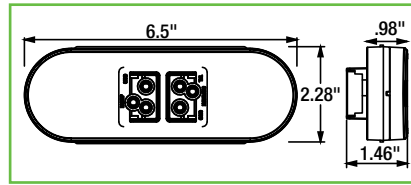


6" Oval LED Combination Stop/Turn/Tail/Backup Lights

6" OVAL LED COMBINATION STOP/TURN/TAILO/BACKUP LIGHT WITH 14 LEDS



Number of LEDs	14
Size	6"
Connection	PL-3 and PL-2



5626131
Plug and grommet included



5626130
Light only (sold in qty of 10)

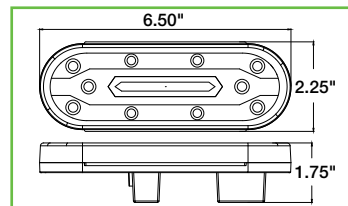
	Part No.	Color	Mounting	Amp	Std. Qty	Wt. (lbs.)
	5626131	Red/Clear	Grommet (Included)	.80	1	0.3
	5626130	Red/Clear	Grommet (sold separately)	.80	10	0.3

Bulk. Part number indicates single light only. **5626130** must be ordered in multiples of 10.

6" OVAL LED COMBINATION STOP/TURN/TAILO/BACKUP LIGHT WITH 17 LEDS



Number of LEDs	17
Size	6"
Connection	PL-3 and PL-2
Compliance Family	FMVSS 108



5626132
Light only (sold in qty of 10)

	Part No.	Color	Mounting	Amp	Std. Qty	Wt. (lbs.)
	5626132	Red/Clear	Grommet	.46	10	0.50

Featuring "Light Stripe" LED light tube technology.
Bulk. Part number indicates single light only. Must order in multiples of 10.

GROMMETS & PLUGS

Part No.	Description	Std. Qty	Wt. (lbs.)
5626050	Replacement Black Grommet	10	0.15
5621006	Flange light security, 6.5 in.	10	0.09

Part No.	Description	Std. Qty	Wt. (lbs.)
5620251	2-Pin Right Angle Male Plug with Stripped Power Wire and #10 Ring on Ground	25	0.03
5620350	3-Pin Right Angle Male PL-3 Plug with Stripped Leads and #10 Ring on Ground	25	0.03
5620352	3-Wire AMP-Style Plug, with Stripped Leads and #10 Ring on Ground	25	0.03


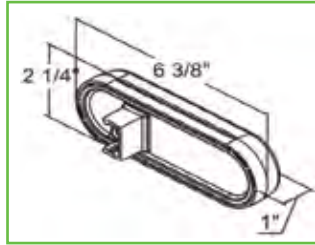
Bulk. Part number indicates single item only. Grommets must be ordered in multiples of 10 and Plugs must be ordered in multiples of 25.



6" Oval Stop/Turn/Tail Lights

6" OVAL STOP/TURN/TAIL LIGHT WITH 6 LEDS

	Number of LEDs	6
	Size	6"
	Connection	PL-3



5626157
Plug and grommet included



5626156
Light only (sold in qty of 10)

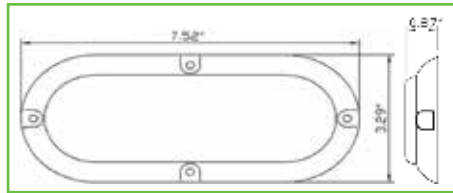


	Part No.	Color	Mounting	Amp	Std. Qty	Wt. (lbs.)
	5626157	Red	Grommet (Included)	.150	1	0.23
	5626156	Red	Grommet (sold separately)	.150	10	0.23

Bulk. Part number indicates single light only. 5624130 must be ordered in multiples of 10.

6" HARDWIRED SURFACE MOUNT OVAL STOP/TURN/TAIL LIGHT KIT WITH 10 LEDS

	Number of LEDs	10
	Size	6"
	Connection	Hard Wired with Stripped Leads & Ring Terminal

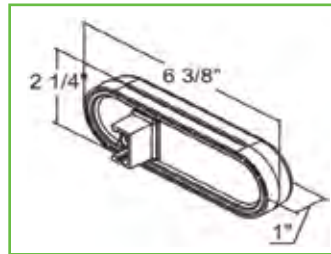


5626552

	Part No.	Color	Mounting	Amp	Std. Qty	Wt. (lbs.)
	5626552	Red	Surface	.106	1	0.34

6" OVAL STOP/TURN/TAIL LIGHT WITH 10 LEDS

	Number of LEDs	10
	Size	6"



Back PL3 Style



Back AMP Style



5626510
Plug and grommet included



5626550/ 5626551
Light only (sold in qty of 10)



5626553
Light only (sold in qty of 10)



	Part No.	Color	Mounting	Connection	Amp	Std. Qty	Wt. (lbs.)
	5626510	Red	Grommet (Included)	PL-3	.129	1	0.50
	5626550	Red	Grommet (sold separately)	PL-3	.129	10	0.36
	5626551	Red	Grommet (sold separately)	AMP-Style	.112	10	0.29
	5626553	Clear Lens Red LEDs	Grommet (sold separately)	PL-3	.129	10	0.36

Bulk. Part number indicates single light only. 5626550, 5626551 and 5626553 must be ordered in multiples of 10.


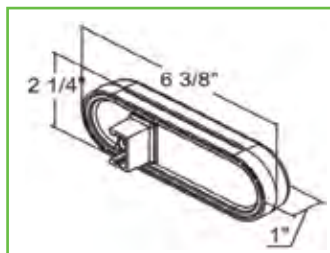


6" Oval Stop/Turn/Tail Lights

6" OVAL STOP/TURN/TAIL LIGHT WITH 20 LEDs



Number of LEDs	20
Size	6"
Connection	PL-3



5626520
Plug and grommet included



5626521
Light only (sold in qty of 10)



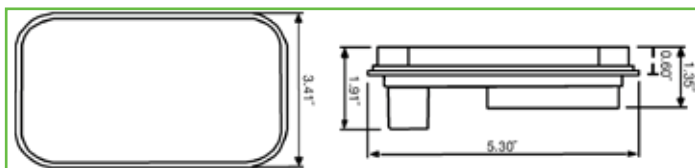
	Part No.	Color	Mounting	Amp	Std. Qty	Wt. (lbs.)
	5626520	Red	Grommet (Included)	.162	1	0.83
	5626521	Red	Grommet (sold separately)	.162	10	0.31

Bulk. Part number indicates single light only. 5626130 must be ordered in multiples of 10.

5-1/3" RECTANGULAR STOP/TURN/TAIL KIT WITH 15 LEDs



Number of LEDs	15
Size	5-1/3"
Connection	PL-3



5625115
Plug and grommet included



	Part No.	Color	Mounting	Amp	Std. Qty	Wt. (lbs.)
	5625115	Red	Grommet (Included)	.188	1	0.65



5626520, 5626324,
and 8891709 shown
installed


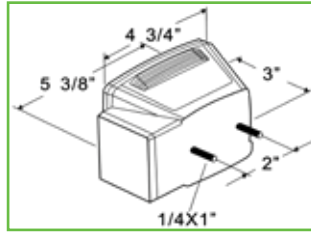
Box-Style Stop, Turn, Tail Lights

5-3/8" BOX-STYLE LED STOP/TURN/TAIL LIGHT (FOR TRAILERS UNDER 80" WIDE)



Size	5"
Connection	Hard Wired with Stripped Leads
Mounting	Stud

Grounds through mounting stud.
Red polycarbonate colored lens and built-in reflector lens.



5625111
Back and side shown



5625117
Shown with built-in license plate light

5625111

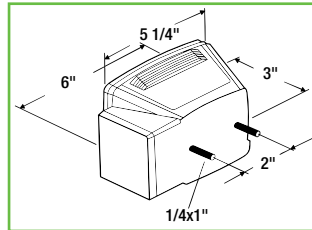
	Part No.	LEDs	Color	Style	Amp	Wt. (lbs.)
	5625111	11	Red	Passenger Side	.1	0.66
	5625117	17	Red	Driver Side, with License Plate Light	.1	0.70

6" BOX-STYLE LED STOP/TURN/TAIL LIGHT (FOR TRAILERS OVER 80" WIDE) **NEW**



Size	6"
Connection	Hard Wired with Stripped Leads
Mounting	Stud

Red polycarbonate colored lens and built-in reflector lens.



5625118
Back and side shown



5625118
Shown with built-in license plate light

5625112

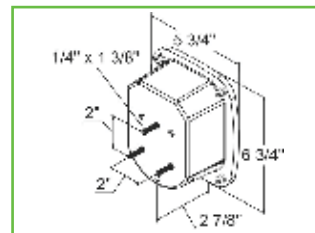
	Part No.	LEDs	Color	Style	Amp	Wt. (lbs.)
	5625112	11	Red	Passenger Side	.1	0.7
	5625118	17	Red	Driver Side, with License Plate Light	.1	0.76

5-3/4" BOX STYLE STOP/TURN/TAIL AND BACK-UP WITH REFLEX



Size	5"
Connection	Hard Wired with Stripped Leads
Mounting	Stud

Includes ground wire.



5626738
Shown with built-in license plate light

5626734

	Part No.	LEDs	Color	Style	Amp	Wt. (lbs.)
	5626734	16 Red 14 Clear	Red Clear	Passenger Side	.091	1.24
	5626738	16 Red 17 Clear	Red Clear	Driver Side, with License Plate Light	.091	1.24

Accessories

	Part No.	Description	Wt. (lbs.)
	5626700	License Plate Bracket	0.12

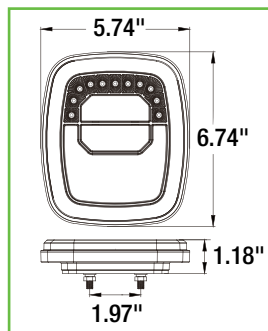


5-3/4" LOW PROFILE COMBINATION REAR LIGHT STOP/TURN/TAIL/BACKUP/STROBE*



Size	5-3/4"
Connection	Hard Wired with Stripped Leads
Mounting	Stud
Number of Flash Patterns	6

Includes ground wire.



rear and side view



5626780



5626782 Shown with amber strobe

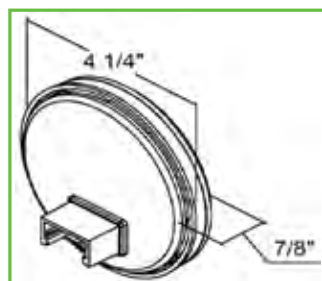
Part No.	LEDs	Color	Style	Amp	Wt. (lbs.)
5626780	80 Red 11 Clear	Red Clear	Drivers or Passenger Side	.082	1.0
*5626782	80 Red 11 Clear 11 Amber	Red Clear Amber	Drivers or Passenger Side	1.1	1.0

*Reverse/Backup overrides strobe function

4" ROUND TURN SIGNAL LIGHT WITH 10 LEDs



Number of LEDs	10
Size	4"
Connection	PL-3



5624210
Plug and grommet included



5624211
(sold in qty of 10)

Part No.	Color	Mounting	Amp	Std. Qty	Wt. (lbs.)
5624210	Amber	Grommet (Included)	.221	1	0.70
5624211	Amber	Grommet (sold separately)	.221	10	0.36

Bulk. Part number indicates single light only. 5624211 and 5624251 must be ordered in multiples of 10.

GROMMETS & PLUGS

Part No.	Description	Std. Qty	Wt. (lbs.)
5624050	Replacement Black Grommet	10	0.15
5621004	Black Plastic Security Grommet	10	0.08

Part No.	Description	Std. Qty	Wt. (lbs.)
5620251	2-Pin Right Angle Male Plug with Stripped Power Wire and #10 Ring on Ground	25	0.03
5620350	3-Pin Right Angle Male PL-3 Plug with Stripped Leads and #10 Ring on Ground	25	0.03
5620352	3-Wire AMP-Style Plug, with Stripped Leads and #10 Ring on Ground	25	0.03

Bulk. Part number indicates single item only. Grommets must be ordered in multiples of 10 and Plugs must be ordered in multiples of 25.

6" Oval Turn Signal Lights

6" OVAL TURN SIGNAL LIGHT WITH 10 LEDS



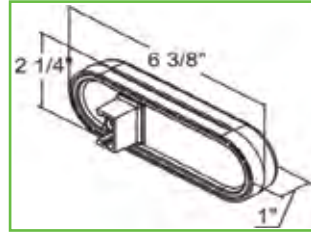
Number of LEDs	10
Size	6"
Connection	PL-3



5626210
Plug and grommet included



5626211
Light only (sold in qty of 10)



Part No.	Color	Mounting	Amp	Std. Qty	Wt. (lbs.)
5626210	Amber	Grommet (Included)	.224	1	0.71
5626211	Amber	Grommet (sold separately)	.224	10	0.31

Bulk. Part number indicates single light only. 5626211 must be ordered in multiples of 10.

6" MIDSHIP TURN SIGNAL AND SIDE MARKER WITH REFLEX AND 9 LEDS



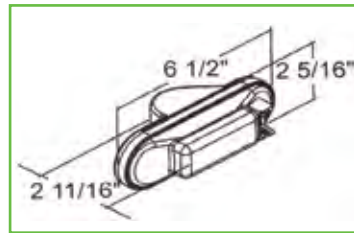
Number of LEDs	9
Size	6"
Connection	PL-3



5626209
Plug and grommet included



5626208
Light only (sold in qty of 10)



Part No.	Color	Mounting	Amp	Std. Qty	Wt. (lbs.)
5626209	Amber	Grommet (Included)	.114	1	0.30
5626208	Amber	Grommet (sold separately)	.114	10	0.30

Bulk. Part number indicates single light only. 5626208 must be ordered in multiples of 10.

GROMMETS & PLUGS

Part No.	Description	Std. Qty	Wt. (lbs.)
5626050	Replacement Black Grommet	10	0.15
5621006	Flange light security, 6.5 in.	10	0.09

Part No.	Description	Std. Qty	Wt. (lbs.)
5620251	2-Pin Right Angle Male Plug with Stripped Power Wire and #10 Ring on Ground	25	0.03
5620350	3-Pin Right Angle Male PL-3 Plug with Stripped Leads and #10 Ring on Ground	25	0.03
5620352	3-Wire AMP-Style Plug, with Stripped Leads and #10 Ring on Ground	25	0.03

Bulk. Part number indicates single item only. Grommets must be ordered in multiples of 10 and Plugs must be ordered in multiples of 25.



4" ROUND STOP/TURN/TAILO LIGHT WITH 7 LED



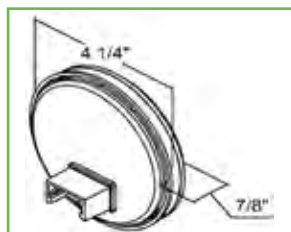
Number of LEDs	7
Size	4"
Connection	STD PL-2



5624357
Plug and grommet included



5624356
(sold in qty of 10)



Part No.	Color	Mounting	Amp	Std. Qty	Wt. (lbs.)
5624357	Clear	Grommet (Included)	.150	10	0.23
5624356	Clear	Grommet (sold separately)	.150	10	0.23

Bulk. Part number indicates single item only. Must order in multiples of 10.

4" ROUND BACKUP LIGHT KIT WITH 10 LEDS



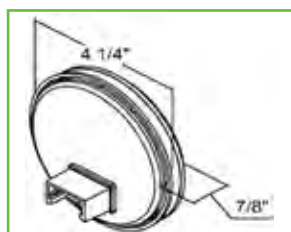
Number of LEDs	10
Size	4"
Connection	STD PL-2



5624310
Plug and grommet included



5624350
(sold in qty of 10)



Part No.	Color	Mounting	Amp	Std. Qty	Wt. (lbs.)
5624310	Clear	Grommet (Included)	.213	1	0.70
5624350	Clear	Grommet (sold separately)	.213	10	0.36

Bulk. Part number indicates single item only. Must order in multiples of 10.

4" ROUND BACKUP LIGHT KIT WITH 24 LEDS



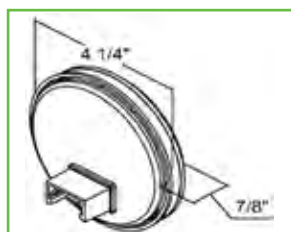
Number of LEDs	24
Size	4"
Connection	STD PL-2



5624324
Plug and grommet included



5624325
(sold in qty of 10)



Part No.	Color	Mounting	Amp	Std. Qty	Wt. (lbs.)
5624324	Clear	Grommet (Included)	.141	1	0.80
5624325	Clear	Grommet (sold separately)	.141	10	0.42

Bulk. Part number indicates single item only. Must order in multiples of 10.

GROMMETS & PLUGS

Part No.	Description	Std. Qty	Wt. (lbs.)
5624050	Replacement Black Grommet	10	0.15
5621004	Black Plastic Security Grommet	10	0.08

Part No.	Description	Std. Qty	Wt. (lbs.)
5620251	2-Pin Right Angle Male Plug with Stripped Power Wire and #10 Ring on Ground	25	0.03
5620350	3-Pin Right Angle Male PL-3 Plug with Stripped Leads and #10 Ring on Ground	25	0.03
5620352	3-Wire AMP-Style Plug, with Stripped Leads and #10 Ring on Ground	25	0.03

Bulk. Part number indicates single item only. Grommets must be ordered in multiples of 10 and Plugs must be ordered in multiples of 25.

6" Oval Backup Lights

6" OVAL BACKUP LIGHT WITH 6 LEDS



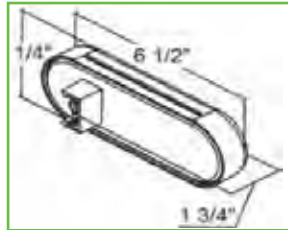
Number of LEDs	6
Size	6"
Connection	STD PL-2



5626357
Plug and grommet included



5626356
Light only (sold in qty of 10)



Part No.	Color	Mounting	Amp	Std. Qty	Wt. (lbs.)
5626357	Clear	Grommet (Included)	.150	1	0.23
5626356	Clear	Grommet (sold separately)	.150	10	0.23

Bulk. Part number indicates single light only. 5626130 must be ordered in multiples of 10.

6" OVAL BACKUP LIGHT WITH 10 LEDS



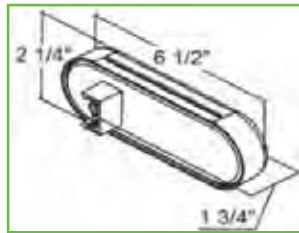
Number of LEDs	10
Size	6"
Connection	STD PL-2



5626310
Plug and grommet included



5626311
Light only (sold in qty of 10)



Part No.	Color	Mounting	Amp	Std. Qty	Wt. (lbs.)
5626310	Clear	Grommet (Included)	.218	1	0.70
5626311	Clear	Grommet (sold separately)	.138	10	0.38

Bulk. Part number indicates single light only. 5626311 must be ordered in multiples of 10.

6" OVAL BACKUP LIGHT WITH 24 LEDS



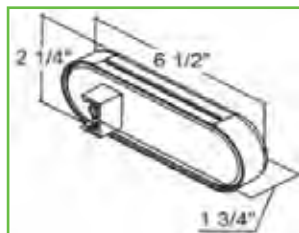
Number of LEDs	24
Size	6"
Connection	STD PL-2



5626324
Plug and grommet included



5626325
Light only (sold in qty of 10)



Part No.	Color	Mounting	Amp	Std. Qty	Wt. (lbs.)
5626324	Clear	Grommet (Included)	.138	1	0.86
5626325	Clear	Grommet (sold separately)	.218	10	0.43

Bulk. Part number indicates single light only. 5626325 must be ordered in multiples of 10.

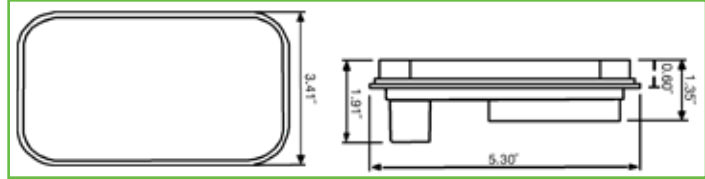


Rectangular Backup Light / Licence Plate Lights

5-1/3" RECTANGULAR BACKUP LIGHT KIT WITH 32 LEDs



Number of LEDs	32
Size	5-1/3"
Connection	STD PL-2



5625332
Plug and grommet included

Part No.	Color	Mounting	Amp	Std. Qty	Wt. (lbs.)
5625332	Clear	Grommet (Included)	.301	1	0.55

Accessories

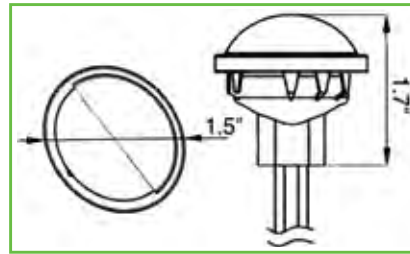
Part No.	Description	Std. Qty	Wt. (lbs.)
5620251	2-Pin Right Angle Male Plug with Stripped Power Wire and #10 Ring on Ground	25	0.03

Bulk. Part number indicates single light only. 5620350 must be ordered in multiples of 25.

1-1/2" ROUND LICENSE/UTILITY LIGHT WITH 4 LEDs



Number of LEDs	4
Size	1-1/2"
Connection	Hard Wired with Stripped Leads



5621534

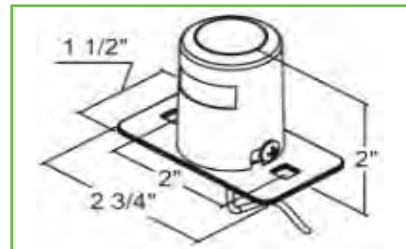
Part No.	Color	Mounting	Amp	Std. Qty	Wt. (lbs.)
5621534	Clear	Snap In	.030	1	0.10

Two lights needed to meet DOT requirements.

2-3/4" LICENSE PLATE LIGHT WITH 2 LEDs



Number of LEDs	2
Size	2-3/4"
Connection	Hard Wired with Stripped Leads



5622754
Light only (sold in qty of 10)

Part No.	Color	Mounting	Amp	Std. Qty	Wt. (lbs.)
5622754	Clear	Surface	.086	10	0.17

Bulk. Part number indicates single item only. Must order in multiples of 10. **Two** lights needed to meet DOT requirements.

GROMMETS & PLUGS

Part No.	Description	Std. Qty	Wt. (lbs.)
5626050	Replacement Black Grommet	10	0.15
5621006	Flange light security, 6.5 in.	10	0.09

Part No.	Description	Std. Qty	Wt. (lbs.)
5620251	2-Pin Right Angle Male Plug with Stripped Power Wire and #10 Ring on Ground	25	0.03
5620350	3-Pin Right Angle Male PL-3 Plug with Stripped Leads and #10 Ring on Ground	25	0.03
5620352	3-Wire AMP-Style Plug, with Stripped Leads and #10 Ring on Ground	25	0.03

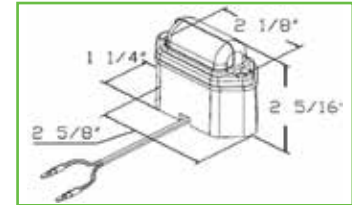
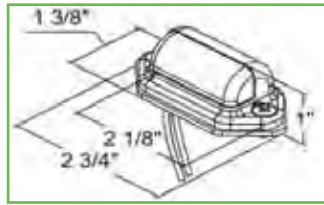
Bulk. Part number indicates single item only. Grommets must be ordered in multiples of 10 and Plugs must be ordered in multiples of 25.

License / Utility Plate Lights / Reflectors

2" LICENSE/UTILITY LIGHT WITH 2 LEDS



Number of LEDs	4
Size	2"



5622032, 5622132, 5622130, 5622133

5622134 with Riser



5622032 (retail packed as 1)
5622132 (sold in qty of 10)

5622130 (sold in qty of 10)



5622133 (sold in qty of 10)

5622134 (sold in qty of 10)



Part No.	Housing Color	Connection	Mounting	Amp	Std. Qty	Wt. (lbs.)
5622032	Chrome	Stripped Leads	Surface	.047	1	0.07
5622132	Chrome	Stripped Leads	Surface	.047	10	0.07
5622130	Black	Stripped Leads	Surface	.047	10	0.07
5622133	Chrome	.180 Male Bullets	Surface	.047	10	0.08
5622134	Chrome	.180 Male Bullets	Surface with Riser	.047	10	0.13

Bulk. Part number indicates single light only. 5622132, 5622130, 5622133 and 5622134 must be ordered in multiples of 10. Two lights needed to meet DOT requirements.

DOT REFLECTORS



5623316

5623317

5623000



5623001

5623520

5623521

Part No.	Description	Std. Qty	Wt. (lbs.)
5623316	3-3/16" Round, Bolt-on, Red	10	0.50
5623317	3-3/16" Round, Bolt-on, Amber	10	0.50
5623000	3" Round, Stick-on, Red, 100 per Roll	1 Roll	0.55
5623001	3" Round, Stick-on, Amber, 100 per Roll	1 Roll	0.55
5623520	3-1/2" Rectangular, Stick-on, Red, 500 per Roll	1 Roll	2.20
5623521	3-1/2" Rectangular, Stick-on, Amber, 500 per Roll	1 Roll	2.20

DOT CONSPICUITY TAPE



CT150RW

CT151RW




CT185RW

- DOT approved
- ASTM D4956 - 93B Type V
- LS300C
- FP92
- NHTSA 49 CFT, Part 571, DOT-C2

Part No.	Description	Wt. (lbs.)
CT150RW	DOT Conspicuity Tape, 5-Year Rating, 150' Roll, 11" Red, 7" White	1.5
CT151RW	DOT Conspicuity Tape, 3-Year Rating, 150' Roll, 11" Red, 7" White	1.5
CT185RW	2 in. x 18 in. Precut DOT Conspicuity Tape With 11" Red And 7" White Lengths - 3-Year Rating, 5-Pack	0.01



DOT TURN SIGNAL EQUALIZER PLUGS





5621010



5621012

- Converts incandescent turn signal lights to LED while maintaining proper flash rate.
- Your choice of blunt cut leads or female PL-3 plug.

Part No.	Description	Wt. (lbs.)
 5621010	50 Watt LED Turn Signal Equalizer with Right Angle Male PL-3 Plug and Stripped Leads	0.12
 5621012	50 Watt LED Turn Signal Equalizer with Right Angle Male PL-3 Plug and Straight Female PL-3 Plug	0.15

DOT LIGHT PLUGS



5620250



5620352



5620251



5620354



5620350



5620355



5620351




5620356

- DOT Light Plugs are available with different pin combinations and terminations for connecting your DOT lighting
- Must order in quantities of 25

Part No.	Description	Wt. (lbs.)
5620250	2-Pin In-Line Male PL-10 Plug with Stripped Power Wire and #10 Ring on Ground	0.03
5620251	2-Pin Right Angle Male Plug with Stripped Power Wire and #10 Ring on Ground	0.03
5620350	3-Pin Right Angle Male PL-3 Plug with Stripped Leads and #10 Ring on Ground	0.03
5620351	3-Wire AMP-Style Plug, 3-Pin Straight Female PL-3 Plug	0.07
5620352	3-Wire AMP-Style Plug, with Stripped Leads and #10 Ring on Ground	0.03
5620354	3-Wire AMP-Style Plug, with 3-Pin Right Angle Male PL-3 Plug	0.06
5620355	3-Wire, 3-Pin Straight Male PL-3 Plug with Stripped Leads and #10 Ring on Ground	0.05
*5620356	3-Wire, Plug Adapter, AMP-Style Male to Right Angle PL3 style Male, 3-wires	0.05

*May 2026



CT150RW Shown installed on trailer

Pre Assembled Light Bar Kits

44" LIGHT BAR KITS



8891144



8891145

Part No.	Description
8891144 (Round)	(1) 304 Stainless Steel Light Box, Dimension: 44" L x 8" H x 3" D (2) 4" Round STT Lights, 10 Red LEDs (2) 4" Round Strobe Lights, 24 Amber LEDs (3) 2.5" Round Marker Lights, 4 Red LEDs (1) Wire Harness (2) LED Load Equalizers

Comes fully assembled with lights and wiring harness.

Part No.	Description
8891145 (Oval)	(1) 304 Stainless Steel Light Box, Dimension: 44" L x 8" H x 3" D (2) 6" Oval STT Lights, 10 Red LEDs (2) 6" Oval Strobe Lights, 24 Amber LEDs (3) 2.5" Round Marker Lights, 4 Red LEDs (1) Wire Harness (2) LED Load Equalizers

Comes fully assembled with lights and wiring harness.

66" LIGHT BAR KITS



8891166



8891167



8891168



8891169

Part No.	Description
8891166 (Round)	(1) 304 Stainless Steel Light Box, Dimension: 66" L x 8" H x 3" D (2) 4" Round STT Lights, 10 Red LEDs (2) 4" Round Back-Up Lights, 10 Clear LEDs (2) 4" Round Strobe Lights, 24 Amber LEDs (3) 2.5" Round Marker Lights, 4 Red LEDs (1) Wire Harness (2) LED Load Equalizers

Comes fully assembled with lights and wiring harness.

Part No.	Description
8891167 (Round)	(1) 304 Stainless Steel Light Box, Dimension: 66" L x 8" H x 3" D (4) 4" Round STT Lights, 10 Red LEDs (2) 4" Round Strobe Lights, 24 Amber LEDs (3) 2.5" Round Marker Lights, 4 Red LEDs (1) Wire Harness (2) LED Load Equalizers

Comes fully assembled with lights and wiring harness.

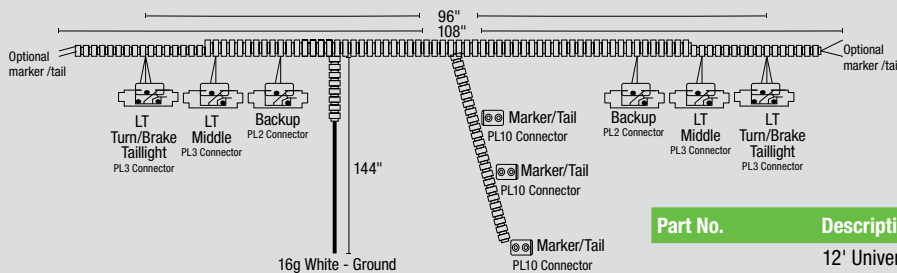
Part No.	Description
8891168 (Oval)	(1) 304 Stainless Steel Light Box, Dimension: 66" L x 8" H x 3" D (2) 6" Oval STT Lights, 10 Red LEDs (2) 6" Oval Back-Up Lights, 10 Clear LEDs (2) 6" Oval Strobe Lights, 24 Amber LEDs (3) 2.5" Round Marker Lights, 4 Red LEDs (1) Wire Harness (2) LED Load Equalizers

Comes fully assembled with lights and wiring harness.

Part No.	Description
8891169 (Oval)	(1) 304 Stainless Steel Light Box, Dimension: 66" L x 8" H x 3" D (4) 6" Oval STT Lights, 10 Red LEDs (2) 6" Oval Strobe Lights, 24 Amber LEDs (3) 2.5" Round Marker Lights, 4 Red LEDs (1) Wire Harness (2) LED Load Equalizers

Comes fully assembled with lights and wiring harness.

WIRING HARNESS FOR 44" AND 66" LIGHT BARS



*LT & RT Middle Lights may be used as additional stop light or for safety strobe lights.

- 16g White - Ground
- 16g Tan - Marker/Tail
- 16g Black - Left Middle*
- 16g Red - Right Middle*
- 16g Blue - Backup
- 16g Yellow - Left Turn/Brake
- 16g Green - Right Turn/Brake

Part No.	Description
5609000	12' Universal DOT Rear Wiring Harness - Comes with 4 PL-3 Connectors, 2 PL-2 Connectors, 3 PL-10 Connectors, 2 Optional Marker/Tail Connections Included with 44" and 66" Light Bar Kits



77" LIGHT BAR KITS



8891178
Built in Light Guard



8891177



8891178

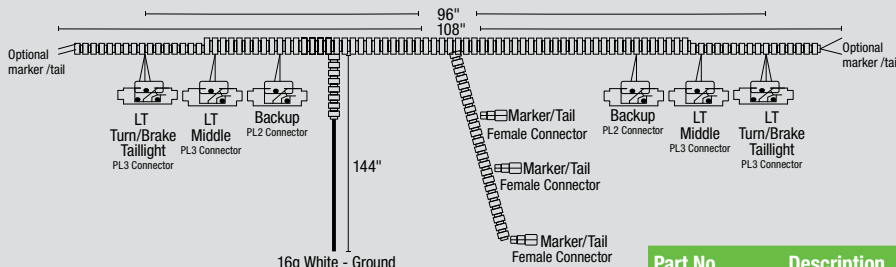
Part No.	Description
8891177 (Oval)	(1) 304 Stainless Steel Light Box, Dimension: 77" L x 4" H x 3" D (2) 6.5" Oval Strobe Lights, 24 Amber LEDs (2) 6.5" Oval Back-Up Lights, 10 Clear LEDs (2) 6.5" Oval STT, 10 Red LEDs (3) .75" Round Marker Lights, 3 Red LEDs (1) Wire Harness (2) LED Load Equalizers

Comes with lights and wiring harness.

Part No.	Description
8891178 (Oval)	(1) 304 Stainless Steel Light Box, Dimension: 77" L x 4" H x 3" D (4) 6" Oval STT Lights, 10 Red LEDs (2) 6" Oval Strobe Lights, 24 Amber LEDs (3) .75" Round Marker Lights, 3 Red LEDs (1) Wire Harness (2) LED Load Equalizers/Turn Signal

Comes with lights and wiring harness.

WIRING HARNESS FOR 77" LIGHT BARS



*LT & RT Middle Lights may be used as additional stop light or for safety strobe lights.

- 16g White - Ground
- 16g Tan - Marker/Tail
- 16g Black - Left Middle*
- 16g Red - Right Middle*
- 16g Blue - Backup
- 16g Yellow - Left Turn/Brake
- 16g Green - Right Turn/Brake

Part No.	Description
5609001	12' Universal DOT Rear Wiring Harness - Comes with 4 PL-3 Connectors, 2 PL-2 Connectors, 3 Female Bullet Connectors, 2 Optional Marker/Tail Connections Included with 77" Light Bar Kits



8891168 shown

DOT Light Boxes

44" STAINLESS STEEL LIGHT BAR FOR ROUND LIGHTS



Part No.	Description
LB8443SST	(4) 4" and (3) 2-1/2" Round Cutouts, 8" x 3" x 44" (Lights Not Included)

44" STAINLESS STEEL LIGHT BAR FOR OVAL LIGHTS



Part No.	Description
LB8445SST	(4) 6" Oval and (3) 2-1/2" Round Cutouts, 8" x 3" x 44" (Lights Not Included)

66" STAINLESS STEEL LIGHT BAR FOR ROUND LIGHTS



Part No.	Description
LB8663SST	(6) 4" and (3) 2-1/2" Round Cutouts, 8" x 3" x 66" (Lights Not Included)

66" STAINLESS STEEL LIGHT BAR FOR OVAL LIGHTS



Part No.	Description
LB8665SST	(6) 6" Oval and (3) 2-1/2" Round Cutouts, 8" x 3" x 66" (Lights Not Included)

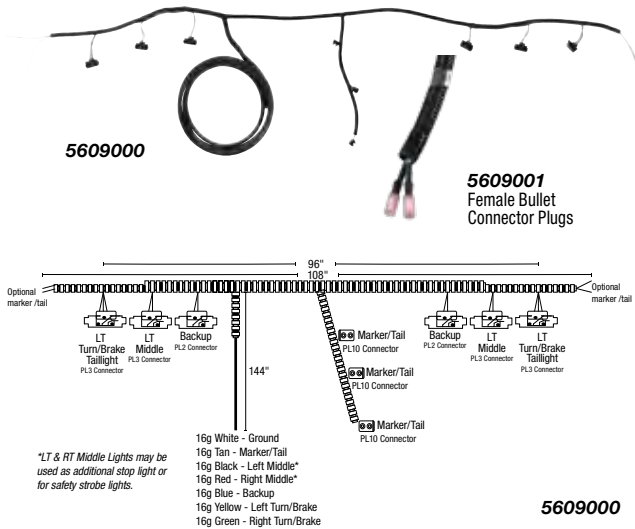
77" STAINLESS STEEL LIGHT BAR FOR OVAL LIGHTS



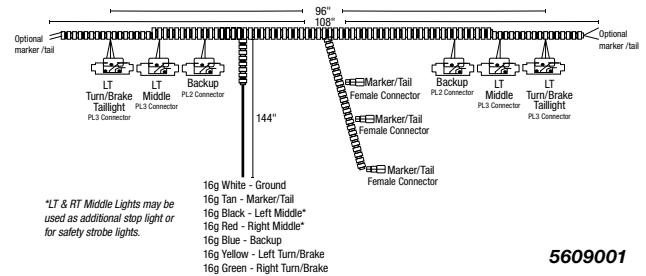
Part No.	Description
LB4773SST	(6) 6" Oval and (3) 3/4" ID Marker Light Cutouts, 4" x 3" x 77" (Lights Not Included)



WIRING HARNESS



Part No.	Description
5609000	12' Universal DOT Rear Wiring Harness - Comes with 4 PL-3 Connectors, 2 PL-2 Connectors, 3 PL-10 Connectors, 2 Optional Marker/Tail Connections For use with 44" & 66" Light Bars.
5609001	12' Universal DOT Rear Wiring Harness - Comes with 4 PL-3 Connectors, 2 PL-2 Connectors, 3 Female Bullet Connectors, 2 Optional Marker/Tail Connections. For use with 77" Light Bars.



SINGLE OVAL LIGHT BOXES



Part No.	Description
LB383	Single Oval, Black Powder-Coated Steel, (3" x 8" x 3")



Part No.	Description
LB383SL	Single Oval with Side Light, Black Powder-Coated Steel, (3" x 8" x 3")



Part No.	Description
LB383SST	Single Oval, Stainless Steel, (3" x 8" x 3")



Part No.	Description
LB383ALDT	Single Oval, Diamond Tread Aluminum, (3" x 8" x 3")



Part No.	Description
LB383ALSM	Single Oval, Smooth Aluminum, (3" x 8" x 3")

DOT Light Boxes

DUAL OVAL LIGHT BOXES



LB163

Part No.	Description
LB3163	Dual Oval Black Powder-Coated Steel, (3" x 16" x 3")



LB3163SST

Part No.	Description
LB3163SST	Dual Oval Stainless Steel, (3" x 16" x 3")



LB3163ALDT

Part No.	Description
LB3163ALDT	Dual Oval Diamond Tread Aluminum, (3" x 16" x 3")

TRIPLE OVAL LIGHT BOXES



LB3253

Part No.	Description
LB3253	Triple Oval, Black Powder-Coated Steel, (3" x 25" x 3")



LB3253ALDT

Part No.	Description
LB3253ALDT	Triple Oval Diamond Tread Aluminum, (3" x 25" x 3")



LB3253SST

Part No.	Description
LB3253SST	Triple Oval Stainless Steel, (3" x 25" x 3")



LB8133

Part No.	Description
LB8133	Triple Oval Vertical or Horizontal, Steel, Gray Primer, (8" x 13" x 3")



SINGLE ROUND LIGHT BOXES



LB663



LB663SL



LB663SST

Part No.	Description
LB663	Single Round Black Powder-Coated Steel, (6" x 6" x 3")

Part No.	Description
LB663SL	Single Round with 2" Side Light, Black Powder-Coated Steel, (6" x 6" x 3")

Part No.	Description
LB663SST	Single Round Stainless Steel, (6" x 6" x 3")

DUAL ROUND LIGHT BOXES



LB6123



LB6123SST



LB6123ALDT

Part No.	Description
LB6123	Dual Round, Black Powder-Coated Steel, (6" x 12" x 3")

Part No.	Description
LB6123SST	Dual Round, Stainless Steel, (6" x 12" x 3")

Part No.	Description
LB6123ALDT	Dual Round, Diamond Tread Aluminum, (6" x 12" x 3")

DOT Light Boxes

TRIPLE ROUND LIGHT BOXES



Part No.	Description
LB6183	Triple Round, Black Powder-Coated Steel, (6" x 18" x 3")



Part No.	Description
LB6183SST	Triple Round, Stainless Steel, (6" x 18" x 3")



Part No.	Description
LB6183ALDT	Triple Round, Diamond Tread Aluminum, (6" x 18" x 3")

DOT LIGHT MOUNTING BRACKETS



Part No.	Description
LB1	Single Oval, Black, 8.25" x 4.0"



Part No.	Description
LB1SS	Single Oval, Stainless Steel, 8.25" x 4.0"

TRIPLE ROUND LIGHT BOXES WITH MUDFLAP MOUNT



Part No.	Description
LB6303SST	Triple Round, Stainless Steel Kit, (6" x 30" x 3") Both Driver and Passenger Side

Combination lightbox-mudflap mounts.
Accommodates (3) 4" round recessed or surface mount lights per box.
Spring loaded for impact protection.



FLEET BACKUP CAMERA SYSTEMS


FLEET SERIES STANDARD **NEW**

2-YEAR
W
12-24
VOLTS
IP
69K

Screen	7" TFT-LCD Color Monitor
Cable Length	65'
Mount	Standard U Bracket



- Auto reverse "on"
- Heated infrared night vision camera w/audio
- Supports multiple camera feeds (*additional cameras & cables sold separately*)
- Removable sun visor and auto dimming
- High Definition Monitor Resolution, 1024 (H) x (600) V
- **Kits Includes: 7 in. Monitor, Night Vision Camera, 65 ft. Cable, Monitor Harness, and Standard U Bracket Mount**

Part No.	Description	Wt. (lbs.)
 8883500	Rear Observation System, 3-Channel, 7" Color Camera, Audio with 8883501 Camera	5.0




FLEET SERIES QUAD SCREEN SYSTEM WITH DVR (DIGITAL VIDEO RECORDER) **NEW**

2-YEAR
W
12-24
VOLTS
IP
69K

Screen	7" TFT-LCD Color Monitor
Cable Length	65'
Mount	Standard U Bracket & Pedestal



- Auto reverse "on"
- Heated infrared night vision camera w/audio
- Supports multiple camera feeds (*additional cameras & cables sold separately*)
- Removable sun visor and auto dimming
- High Definition Monitor Resolution, 1024 (H) x (600) V
- **Kit Includes: 7 in. Monitor, Night Vision Camera, 65 ft. Cable, Monitor Harness, 128GB MicroSD Card, Pedestal Mount and Standard U Bracket Mount**

Part No.	Description	Wt. (lbs.)
 8883550	Rear Observation System, 4-Channel, Quad Screen, 7" Color Camera, Audio and DVR	5.2



FLEET SERIES OPTIONAL CAMERAS **NEW**



Part No.	Description	Wt. (lbs.)
8883501	135 Degree Viewing Angle Camera with Heated Night Vision, Replacement for 8883500.	1.0
8883504	135 Degree Viewing Angle Camera with Night Vision	0.5
8883505	156 Degree Viewing Angle Camera with Night Vision	0.35
8883506	156 Degree Camera Top Viewing Angle	0.31

Accessories

Part No.	Description	Wt. (lbs.)
8883116	Cable, 16'/5m	0.01
8883132	Cable, 32'/10m	0.01
8883165	Cable, 65'/20m	0.01
8883182	Cable, 82'/25m	0.01

All accessory cameras require cable. (Sold Separately)

Backup Camera Systems

MONO SCREEN BACKUP CAMERA SYSTEMS



Screen	7" TFT-LCD Color Monitor
Monitor Resolution	800 x 480 (384,000 Pixel)
Video System	NTSC/PAL
Channel	4-Channel
Cable Length	65'
Mount	Standard U Bracket, Pedestal, and Flush Mount

- Auto reverse "on"
- Heated infrared night vision camera w/audio (8883000)
- Supports multiple camera feeds (*additional cameras and cables sold separately*)
- Wireless remote
- Removable sun visor

STANDARD CAMERA WITH AUDIO

- Audio from heated rear camera - 8883101



Part No.	Description	Wt. (lbs.)
8883000	Backup Camera System, Standard Heated Camera w/ Audio	5.5

120 degree viewing angle.



LICENSE PLATE CAMERA



Part No.	Description	Wt. (lbs.)
8883010	Backup Camera System, License Plate Camera	5.5

120 degree viewing angle.



RECESSED CAMERA



Part No.	Description	Wt. (lbs.)
8883020	Backup Camera System, 1" Diameter Recessed Bullet Camera	5.5

120 degree viewing angle.



QUAD SCREEN BACKUP CAMERA SYSTEMS



Screen	7" TFT-LCD Color Quad Screen Monitor
Monitor Resolution	800 x 480 (384,000 Pixel)
Video System	NTSC/PAL
Channel	4-Channel
Cable Length	65'
Mount	Standard U Bracket, Pedestal, and Flush Mount

- Improves rear-view visibility and obstacle detection.
- Convenient auto-ON when vehicle shifts into Reverse.
- Heated night vision backup camera with audio helps you see and hear what's happening around your vehicle.
- Versatile full color monitor comes with multiple mounting options.
- Supports up to four camera feeds simultaneously (additional cameras sold separately).
- Wireless remote control included.
- Backed with a two year warranty.

STANDARD QUAD SCREEN SYSTEM



Part No.	Description	Wt. (lbs.)
8883040	Audio and heated rear camera - 8883101	5.5

QUAD SCREEN SYSTEM WITH DVR (DIGITAL VIDEO RECORDER)



- Includes:
 - (1) 8883108 camera
 - (1) 8883103 camera
 - 128GB SD card

Part No.	Description	Wt. (lbs.)
8883050	Backup Camera System w/Quad Screen, DVR and (1) 8883101 Standard Camera	4.9

QUAD SCREEN SYSTEM WITH DVR AND BLIND SPOT DETECTION



- Includes:
 - (2) 8883053 cameras
 - (2) 8883062 cameras
 - 128GB SD card

Part No.	Description	Wt. (lbs.)
8883060	Backup Camera System w/Quad Screen, DVR, and BSP - Blind Spot Detection	4.9

WIRELESS BACKUP CAMERA SYSTEM



Screen	7" TFT-LCD Color Wireless Monitor
Cable Length	65'
Mount	Standard U Bracket and Suction Cup

- Auto reverse "on"
- Wireless infrared night vision camera with audio
- Wireless remote
- Dual antenna provides stronger signal strength
- Removable sun visor
- Up to 328' wireless range
- Camera is heated and has night vision



Part No.	Description	Wt. (lbs.)
8883210	Wireless Backup Camera System	3.2

Backup Camera Accessories

REARVIEW MIRROR BACKUP CAMERA SYSTEM

2-YEAR
W
12-24
VOLTS
IP
68

Screen	4.3" TFT-LCD Mirror Monitor (Replaces OEM Mirror)
Cable Length	50'



- Auto reverse "on"
- Illuminated touch screen buttons
- Compact, IP68 back-up camera with night vision

Part No.	Description	Wt. (lbs.)
8883030	Backup Camera System, Universal OEM 4.3" Monitor	1.88

120 degree viewing angle.

CAMERA WASHING SYSTEM

1-YEAR
W
12-24
VOLTS



Camera not included



- Maintains clear visibility in harsh conditions - keeps rear-view cameras functional when road salt, mud, and debris would otherwise blind critical safety equipment
- On-demand cleaning without leaving the cab - pressure-sensitive touch pad controller lets drivers restore camera clarity instantly, eliminating dangerous stops or manual cleaning
- Engineered for demanding work environments - purpose-built for refuse trucks, winter operations, and off-road applications where camera fouling is constant
- Touch pad controller is pressure-sensitive for focused operation.
- Works with cameras: **8883101 and 8883103**
- Includes: 1-1/2 quart tank with mounting bracket, 9-1/2 ft fluid tube with pressure nozzle, Pump, in-cab switch, 32 ft power cord, mounting hardware.

Part No.	Description	Wt. (lbs.)
8882150	Universal Camera Washing System, 12-24 VDC	2.56

HEATED CAMERA WITH NIGHT VISION AND AUDIO

2-YEAR
W
12-24
VOLTS
IP
69K
HEATED



Part No.	Description	Wt. (lbs.)
8883101	Camera, Standard, Night Vision, Heated, Audio	0.82
8883053	Camera, Standard, Night Vision, Heated and BSD - Blind Spot Detection for use on 8883060	0.87

120 degree viewing angle.

LICENSE PLATE MOUNT CAMERA WITH NIGHT VISION

1-YEAR
W
12-24
VOLTS
IP
68



Part No.	Description	Wt. (lbs.)
8883102	License Plate, 4-Pin	0.68

120 degree viewing angle.



RECESSED BULLET CAMERA WITH NIGHT VISION

1-YEAR
W
12-24
VOLTS
IP
68



Part No.	Description	Wt. (lbs.)
8883103	Camera, Recessed 1" Diameter, 4-Pin 120 degree viewing angle.	0.185

DUAL CAMERA WITH NIGHT VISION

1-YEAR
W
12-24
VOLTS
IP
68



Part No.	Description	Wt. (lbs.)
8883108	Dual Hi-Low Camera, Heated, 4-Pin, Stainless Steel Housing 120 degree viewing angle.	1.22

SIDE MOUNT CAMERA, WITH NIGHT VISION

1-YEAR
W
12-24
VOLTS
IP
69K



Part No.	Description	Wt. (lbs.)
8883104	Camera, Side, Universal, Waterproof, 4-Pin 120 degree viewing angle.	0.24

SPHERE CAMERA WITH NIGHT VISION

1-YEAR
W
12-24
VOLTS
IP
68



Part No.	Description	Wt. (lbs.)
8883105	Sphere Surface Mount, 4-Pin	0.51
8883062	Sphere Surface Mount, 4-Pin, and BSD - Blind Spot Detection for use on 8883060	0.77

120 degree viewing angle.

Backup Camera Accessories

CUBE CAMERA, WITH NIGHT VISION

1-YEAR
W
12-24
VOLTS
IP
68



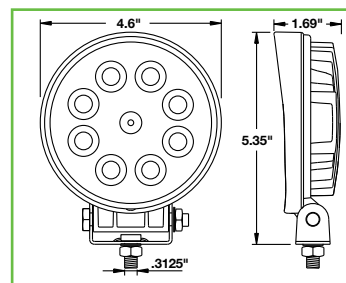
Part No.	Description	Wt. (lbs.)
8883106	Cube Surface Mount, Camera 2-Pin	0.49

For 8883030 Rearview Mirror System.
120 degree viewing angle.

COMBINATION BACKUP CAMERA FLOOD LIGHT

5-YEAR
W
12-24
VOLTS
IP
67

Number of LEDs	8
Lumens	1,100
Lead Length	18"
Mount / Base	8mm Stud, SST



Part No.	Type	Color	Amp	Connection	Wt. (lbs.)
8883110	Flood	Clear	2.33	Deutsch	1.45

Night vision with a wide 140 degree viewing angle.

WIRELESS CAMERA WITH NIGHT VISION AND AUDIO

1-YEAR
W
12-24
VOLTS
IP
67



Part No.	Description	Wt. (lbs.)
8883215	Camera, Standard, Night Vision, Heated Audio, Wireless, for use with 8883210	0.85

120 degree viewing angle.

CAMERA CABLE FOR BACKUP CAMERAS

1-YEAR
W
12-24
VOLTS
IP
67



Part No.	Description	Wt. (lbs.)
8883116	Cable, 16'/5m	0.01
8883132	Cable, 32'/10m	0.01
8883165	Cable, 65'/20m	0.01
8883182	Cable, 82'/25m	0.01

All accessory cameras require cable. (Sold Separately)



CAMERA INTERFACE CABLES FOR FORD®, GM® AND RAM® TRUCKS **NEW**





Buyers Products Camera Interface Cables for Ford®, GM®, and RAM® Trucks allow you to connect an aftermarket camera to your vehicle's OEM display. This is perfect if you need to delete a bed or tailgate, but still want to use the vehicles OEM screen. Pairs perfectly with our **8813101** or another aftermarket camera.

- **Plug-and-play installation, no splicing required.**
- The harness utilizes OEM quality connectors and terminals. Covered with PET Braided Sleeve for added protection and ease of installation.
- The harness utilizes OEM quality connectors and terminals.
- Covered with PET Braided Sleeve for added protection and ease of installation.
- One packet of dielectric grease included.

NOTE: If your truck model features specific type of high-speed digital camera technology called LVDS (Low-Voltage Differential Signaling) to connect to the in-dash display, you will need an 8883350 or 8883355 Relocation Kit in lieu of these Camera Interface Cables.







Ford® Trucks

Part No.	Make/Model	Wt. (lbs.)
 8883302	Camera Interface Cable for Ford® F-250/350/450/550/600 Cab Chassis / Factory Box Delete	0.26
 8883303	Camera Interface Cable for Ford® F-150 XL w/ 100A Package	0.27
 8883304	Camera Interface Cable for Ford® F-250/350/450	0.26
 8883305	Camera Interface Cable for Ford® F-250/350	0.26





GM/Chevy® Trucks

Part No.	Make/Model	Wt. (lbs.)
 8883306	Camera Interface Cable for GM® Colorado/ Canyon W/T	0.26
 8883307	Camera Interface Cable for GM® 2500/3500 Cab Chassis	0.26
 8883308	Camera Interface Cable for GM® 4500-6500 / International CV	0.24
 8883309	Camera Interface Cable for GM® 2500/3500 Cab Chassis	0.27



RAM® Trucks

Part No.	Make/Model	Wt. (lbs.)
 8883301	Camera Interface Cable for RAM® 2500-5500 Factory Box Delete, Cab Chassis	0.25
 8883310	Camera Interface Cable for RAM® 1500 Classic (2019-2023), RAM 1500-3500 (2013-2018)	0.27



Accessories

Part No.	Description	Std. Qty	Wt. (lbs.)
8883350	Relocation Kits for OEM LVDS Camera	1	0.42
8883355	Relocation Kit for OEM LVDS Camera (GM® only)	1	0.40

Designed to accept and relocate most LVDS tailgate camera found in Ford®, Chevrolet®, GMC® and RAM® pickup trucks (8883350).

Booster Cables

BOOSTER CABLES WITH QUICK CONNECT

600 AMP GRAY PLUG-IN QUICK CONNECT KIT



Part No.	Length	Wire Gauge	Amp	Wt. (lbs.)
 5601025	28'	4	600	13

Replacement Parts

Part No.	Description	Wt. (lbs.)
5601020	6' Battery Side Cable with Gray Plug-In Quick Connect for 5601025	2.7
5601015	Gray Plug-In Quick Connect Replacement Kit for 5601025	0.78

- Connectors only work with the same color to avoid mismatching your booster cables

600 AMP BLUE PLUG-IN QUICK CONNECT KIT



Part No.	Length	Wire Gauge	Amp	Wt. (lbs.)
 5601026	28'	4	600	13

Replacement Parts

Part No.	Description	Wt. (lbs.)
5601021	6' Battery Side Cable with Blue Plug-In Quick Connect for 5601026	2.7
5601016	Blue Plug-In Quick Connect Replacement Kit for 5601026	0.78

- Connectors only work with the same color to avoid mismatching your booster cables

800 AMP RED PLUG-IN QUICK CONNECT KIT



Part No.	Length	Wire Gauge	Amp	Wt. (lbs.)
 5601032	32.5'	1	800	23.1

Replacement Parts

Part No.	Description	Wt. (lbs.)
5601022	7.5' Battery Side Cable with Red Plug-In Quick Connect for 5601032	2.7
5601017	Red Plug-In Quick Connect Replacement Kit for 5601032	0.78

- Connectors only work with the same color to avoid mismatching your booster cables

1000 AMP BLACK PLUG-IN QUICK CONNECT KIT



Part No.	Length	Wire Gauge	Amp	Wt. (lbs.)
 5601033	32.5'	1	1000	28.6

Replacement Parts

Part No.	Description	Wt. (lbs.)
5601023	7.5' Battery Side Cable with Black Plug-In Quick Connect for 5601033	2.7
5601018	Black Plug-In Quick Connect Replacement Kit for 5601033	0.78

- Connectors only work with the same color to avoid mismatching your booster cables



4" LED RECHARGEABLE MAGNETIC ROAD FLARES



LEDs Per Flare	16
Number of Flash Patterns	10
Color	Amber
Run Time	8 - 60 Hours
Recharge Time	4 - 5 Hours
Housing	Crush-Proof with Magnetic Bottom
Charger	110V Wall Charger/12V Vehicle Charger

- Includes steady-on "flashlight mode"
- Floats in water
- Built-in hanging hook

SINGLE ROAD STROBE FLARE

- 110V wall & 12V vehicle chargers included



8891016
Single road strobe/flare

Part No.	Number of Flares	Amp	Wt. (lbs.)
8891016	1	0.5	0.85



4 ROAD STROBE FLARE CASE

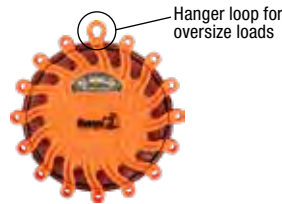
- 110V wall & 12V vehicle chargers included



8891017
Case of 4 road strobe/flares

- Case charges all 4 flares together

Part No.	Number of Flares	Amp	Wt. (lbs.)
8891017	4	0.5	5.00



Hanger loop for oversized loads



8891017
Built-in hanging hook

6 ROAD STROBE FLARE CASE

- 110V wall & 12V vehicle chargers included



8891018
Case of 6 road strobe/flares

- Case charges all 6 flares together

Part No.	Number of Flares	Amp	Wt. (lbs.)
8891018	6	0.5	6.42



8891017 shown



Towing Lights and Backup Alarms

HEAVY-DUTY TOWING LIGHT SET

Bulb Type	Incandescent
Housing	Rubber
Mounting	Magnetic

Visible for up to one mile.



Part No.	Lens Color	Lead Length	Connection	Wt. (lbs.)
 TL257M	Red	30'	4 Pin Round Connector	5.32

4" RECESSED GROMMET MOUNT BACKUP ALARM **NEW**

2-YEAR
W
12-24
VOLTS
IP
65

Housing	Nylon
---------	-------




Meets OSHA, Bureau of Mines, GSA & state regulations.



BA102G



BA107G

Part No.	Decibels	Size	Amps	Wt. (lbs.)
 BA97G	97	5"x2.75"x3.25"	.24	.7
 BA102G	102	5"x2.75"x3.25"	.24	.7
 BA107G	107	5"x2.75"x3.25"	.24	.7

Available Summer 2026

SELF-GROUNDING BACKUP ALARMS

SAE
J994
2-YEAR
W
12-24
VOLTS
IP
65

Housing	Nylon
---------	-------

Meets OSHA, Bureau of Mines, GSA & state regulations.

97 DECIBEL



BA0972

102 DECIBEL




BA102


107 DECIBEL



BA107

Part No.	Decibels	Size	Amps	Wt. (lbs.)
 BA0972	97 dB	4" x 1-5/8" x 2-5/8"	.24	0.42

Part No.	Decibels	Size	Amps	Wt. (lbs.)
 BA102	102 dB	4" x 1-5/8" x 2-5/8"	.24	0.60

Part No.	Decibels	Size	Amps	Wt. (lbs.)
 BA107	107 dB	4" x 1-3/4" x 3-1/16"	.24	0.68

107 DECIBEL BACKUP ALARM **NEW**


2-YEAR
W
12-24
VOLTS
IP
65

Housing	Nylon
---------	-------

Meets OSHA, Bureau of Mines, GSA & state regulations.



BA1071

Part No.	Decibels	Size	Amps	Wt. (lbs.)
 BA1071	107	5"x2.75"x3.25"	.89	.89

Available Summer 2026



PRE-WIRED SWITCH PANELS

- Prewired and fused
- Backlit
- Aluminum mounting angle

PRE-WIRED SINGLE SWITCH PANEL


- 10 Amp, "On/Off"




Part No.	Description	Wt. (lbs.)
 6391001	Single Switch Panel, On-Off Illuminated, 2"L x 1.625"W x 2.25"T	0.22

PRE-WIRED DOUBLE SWITCH PANEL

- 15 Amp, "On/Off"




Part No.	Description	Wt. (lbs.)
 6391002	Double Switch Panel, On-Off Illuminated, 3"L x 1.625"W x 2.25"T	0.29

PRE-WIRED TRIPLE SWITCH PANEL


- 20 Amp, "On/Off"




Part No.	Description	Wt. (lbs.)
 6391003	Triple Switch Panel, On-Off Illuminated, 3.875"L x 1.625"W x 2.25"T	0.35

PRE-WIRED QUAD SWITCH PANEL

- 20 Amp, "On/Off"



Part No.	Description	Wt. (lbs.)
 6391004	Quad Switch Panel, On-Off Illuminated, 4.75"L x 1.625"W x 2.25"T	0.53

SINGLE ON/OFF SWITCH



Part No.	Description	Wt. (lbs.)
6391101	Replacement Rocker Switch, back lit On/Off Red, 12VDC	0.02

Switch Panels

8 FUNCTION PROGRAMMABLE SWITCH PANEL



- 8 function programmable switch panel comes pre-wired to control up to eight 12V auxiliary devices
- This extremely versatile panel combines 8 relays and 8 circuit breakers into a single compact unit, drastically simplifying the wiring in the vehicle's cab and makes installation clean and simple
- The unit is ideal for a wide range of applications, including crane trucks, brush trucks, utility, and municipal vehicles
- The panel features 5 On/Off switches and 3 switches that can be configured as momentary or On/Off to suit your needs
- Each switch is rated for a maximum current of 15 amps with a max of 60 total amps running through the panel at any one time
- The switch panel is backlit and includes a legend with over 120 different switch label 5.
- 4.3"L x 5"D x 2.75"H Anodized aluminum enclosure

Part No.	Description	Wt. (lbs.)
6391308	8 Function Panel Switch, Illuminated-On, Pre-Wired	1.68



7 FUNCTION PROGRAMMABLE SWITCH PANEL



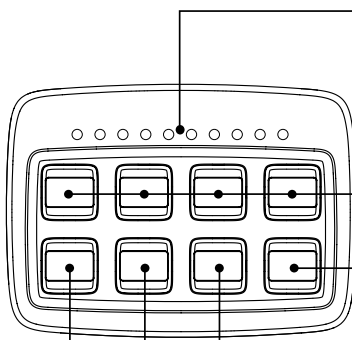
6391208

6391209

- The programmable panel supports up to 7 functions, and can be used to control multiple lights and/or other equipment
- For use with 49"-60" modular light bars and traffic advisors

Part No.	Description	Wt. (lbs.)
6391208	Switch Panel, 7 Function, Multi-Purpose, Programmable	0.83
6391209	Switch Panel, 8 Function, Multi-Purpose, Programmable with Relay Module	0.83

CONTROL PANEL / FUNCTION



Button B5:

Activates SW5 Connection; may be set as an ON/OFF or a momentary switch. This button may be configured to turn Button B7 ON or OFF upon activation or deactivation. (Button Mapping, see "PROGRAMMING" section for more details)

This button may be configured to turn Button B6 OFF when deactivated and turn itself ON when Button B6 is activated. (European Siren Interlock, see "PROGRAMMING" section for more details)

Signal Display / LED Indicator:

Display the flash signal or traffic director signal when WHITE input wire is connected to a compatible lightbar, or directional/warning advisor.

Button B1, B2, B3, B4:

Activates SW1, SW2, SW3, or SW4 Connection respectively; each may be set as an ON/OFF or a momentary switch.

Button B8:

Activates pre-programmed buttons. (Programmable Combo Button, see "PROGRAMMING" section for more details)
Press and hold for 3 seconds to turn off all activated buttons, or press and hold for 5 seconds to turn the unit completely OFF.
While the unit is OFF, press and hold for 3 seconds to turn the unit back ON.

Button B7:

Activates SW7 Connection; may be set as an ON/OFF or a momentary switch. This button may be configured to map with Button B5 to be turn ON or OFF by Button B5. (Button Mapping, see "PROGRAMMING" section for more details)

Button B6:

Activates SW6 Connection; may be set as an ON/OFF or a momentary switch. This button may be configured to turn Button B5 ON when activated and turn itself OFF when Button B5 is deactivated. (European Siren Interlock, see "PROGRAMMING" section for more details)



PRE-WIRED SWITCH WITH MOMENTARY BUTTON



- On-off, flash pattern control
- 15' Pre-wired cable
- 10 Amp
- 2-1/2" L x 1-1/2" W x 1" H

Part No.	Description	Wt. (lbs.)
6391215	Switch Panel, On-Off with Flash Pattern	1.0

4 FUNCTION BACKLIT PRE-WIRED SWITCH BOX



- 12V pre-wired switch boxes fused with relay & circuit breaker
- Individually fused
- Multiple legends included

Part No.	Description	Wt. (lbs.)
6391104	4 Function Backlit Switch Box (3) 20 Amp, (1) 40 Amp	2.4

6 FUNCTION BACKLIT PRE-WIRED SWITCH BOX



- 12V pre-wired switch boxes fused with relay & circuit breaker
- Individually fused
- Multiple legends included

Part No.	Description	Wt. (lbs.)
6391106	6 Function Backlit Switch Box (5) 20 Amp, (1) 40 Amp	2.9

SINGLE ON/OFF SWITCH



Part No.	Description	Wt. (lbs.)
6391101	Replacement Rocker Switch, backlit On/Off Red, 12VDC	0.02

MINI ROUND ROCKER SWITCHES



6391100

Part No.	Description	Wt. (lbs.)
6391100	On/Off Mini Round Rocker Switch Illuminated, 0.75", Red	0.01



6391102

Part No.	Description	Wt. (lbs.)
6391102	On/Off Mini Round Rocker Switch, 0.75", Black	0.01



6391103

Part No.	Description	Wt. (lbs.)
6391103	On/Off/On Mini Round Rocker Switch, 0.75", Black	0.01



6391105

Part No.	Description	Wt. (lbs.)
6391105	Momentary (On)/Off Mini Round Rocker Switch, 0.75", Black	0.01

Switches

ROCKER SWITCH & BRACKET



3014187



3014188



3014187 back shown


- Commonly used with tarp gear motors

Part No.	Description	Wt. (lbs.)
3014187	12 Volt, Double Momentary Open/Close	2.9
3014188	Rocker Switch Bracket	2.9

LED STROBE CONTROLLER



- LED strobe flasher
- Double flash pattern
- Includes 2-sided 3M mounting tape and 3 wire taps
- 12V
- 6 Amps
- Commonly used with strip lights on page 168

Part No.	Description	Wt. (lbs.)
 5621002	LED Strobe Controller with 6" Leads, Converts Steady-On Strip Lights to a Strobe Pattern	0.07

12 VOLT PANEL MOUNT MOMENTARY PUSH-BUTTON SWITCH



BSW90030 back shown

- Weatherproof, dust proof, single pole, single throw
- Rubber cap
- Mounting stem 5/8"-32 Thd., 21/32" long
- Max 35 amps

Part No.	Description	Wt. (lbs.)
BSW90030	Switch, Momentary Push Button, 12V	0.11

12 VOLT HEAVY DUTY ROTARY ON/OFF SWITCH



- Single pole battery disconnect, two position (on & off)
- 12V DC, 20A continuous 125A intermittent +15 sec.on, min off
- Two 3/8" copper terminal studs
- Brass mounting stem
- 3/4"-16 Thd., 23/32" long, fits through 3/16" thick panel

Part No.	Description	Wt. (lbs.)
SW700	Switch with Face Plate	0.89



50 AMP ROTARY SWITCH



SW710



SW710 back shown

- Heavy-duty 50 AMP rotary switch controls forward and reverse motion of a 12-volt motor (No relay required)
- Momentary on/off/momentary on lever type actuator
- 2.1" Diameter x 2.16" Tall
- 4 screw terminals with silver laminated contacts
- M12 x 1.0 mounting threads
- Aluminum name plate included
- Commonly used with tarp gear motors

Part No.	Description	Wt. (lbs.)
SW710	Switch, 50 AMP, Rotary, Momentary	0.39

12 VOLT MOMENTARY SWITCH



- Push for ON, Spring return for OFF
- Two brass terminals
- Two 5/8"-32 brass screws
- 2-5/16" long OD
- 5/8" diameter mounting hole, fits through 3/4" thick panel
- Moisture repellent insulator
- Commonly used for dump body vibrators

Part No.	Description	Wt. (lbs.)
SW900	Switch, Momentary, 12V, (2) Terminals	0.12

12 VOLT RECESSED TOGGLE SWITCH



SW911



SW9111

- 10 AMP switch with panel mount
- Two blade terminals
- Recessed pan protects switch from impacts & accidental activation
- 20 gauge zinc-plated steel pan
- 2" diameter mounting hole
- 3.00" OD x 2.00" ID x .93" deep

Part No.	Description	Wt. (lbs.)
SW911	Switch, Toggle, 12V (2) Blade Terminals and Recessed Panel Mount	0.2
SW9111	Switch, Toggle, 12V (2) Blade Terminals	0.12



3041292



- 12-24 Volt on-off-on momentary switch
- 20A at 12V, 10A at 24V
- (6) 1/4" blade terminals
- 1.12" L x .88" W x 2.13" T
- Rubber boot seal, threaded


Part No.	Description	Wt. (lbs.)
3041292	Switch, Toggle, DPDT	0.063

Available April 2026

Circuit Breakers

HI-AMP CIRCUIT BREAKERS

IP 67




- For cranes, dump hoists, liftgates, plows, spreaders, etc.
- 1/4-28 silver plated studs and stainless steel nuts with rubber boots
- Waterproof
- Impact resistant thermo plastic
- 1/4-28 stainless studs and stainless steel nuts with rubber boots

Part No.	Amps	Description
CB30PB	30	Manual Reset, Push-to-Trip
CB50	50	Auto Reset
CB50PB	50	Manual Reset, Push-to-Trip
CB60	60	Auto Reset
CB60PB	60	Manual Reset, Push-to-Trip
CB80PB	80	Manual Reset, Push-to-Trip
CB90PB	90	Manual Reset, Push-to-Trip
CB100	100	Auto Reset
CB100PB	100	Manual Reset, Push-to-Trip
CB120PB	120	Manual Reset, Push-to-Trip
CB150	150	Auto Reset
CB150PB	150	Manual Reset, Push-to-Trip
CB200PB	200	Manual Reset, Push-to-Trip

HI-AMP LARGE FRAME CIRCUIT BREAKERS

IP 67



- For cranes, dump hoists, liftgates, plows, spreaders, etc.
- 3/8" silver plated steel studs and nuts with rubber boots provide additional clearance for heavy gauge connectors
- Waterproof

Part No.	Amps	Description
CB151	150	Auto Reset
CB151PB	150	Manual Reset, Push-to-Trip
CB201	200	Auto Reset
CB201PB	200	Manual Reset, Push-to-Trip
CB251PB	250	Manual Reset, Push-to-Trip
CB300	300	Auto Reset

40 AND 50 AMP CIRCUIT BREAKER



3014119



3014214



3014202

Part No.	Amps	Description	Wt. (lbs.)
3014119	40	Manual Reset, Push-to-Trip	0.04
3014214	40	Auto Reset	0.05
3014202	50	Auto Reset	0.05

Available Spring 2026



MOTORS

COUNTER CLOCKWISE ROTATION



Part No.	Description	Wt. (lbs)
M3100	12 Volt D.C. Motor Less Drive, End Tang Shaft	16.5

CLOCKWISE ROTATION



Part No.	Description	Wt. (lbs)
M3200	12 Volt D.C. Motor, Less Drive, End Tang Shaft	16.5

BI-ROTATIONAL



Part No.	Description	Wt. (lbs)
M3300	12 Volt, DC Motor	18.5

CLOCKWISE ROTATION WITH SPLINE OUTPUT SHAFT



Part No.	Description	Wt. (lbs)
M3400	12 Volt D.C. Motor with 9-Spline Output Shaft	16.75

SOLENOIDS

CANISTER TYPE



- Push for ON, Spring return for off
- 5/16"-24 Thd. terminals
- 1" diameter mounting hole
- Fits through 1/4" panel thickness
- Button extends 1" above faceplate

Part No.	Description	Wt. (lbs)
B63322	Solenoid - Canister	.49

CONTINUOUS-DUTY 12 VOLT PLASTIC CASE (INSULATED)



1306317
Bottom Mount



1304719
Side Mount

- Waterproof, sealed design
- 11/32" holes, 3" on center
- 5/16"-24 Thd. terminals
- 10-32 coil terminals

Part No.	Description	Wt. (lbs)
1306317	Solenoid, 12V, 150 AMP Motor Relay, Continuous-Duty	.82
1304719	Solenoid, 12V, 150 AMP, Motor Relay, Continuous-Duty	.85

Solenoids

SOLENOIDS - continued

INTERMITTENT-DUTY 12 VOLT PLASTIC CASE (INSULATED)



1306070



1306300

- 5/16"-24 Thd. terminals
- 9/32" x 25/64" holes, 27/64" on center

Part No.	Description
1306070	Intermittent-duty, +12V to Activate
1306300	Intermittent-duty, GND to Activate

SOLENOID SWITCH KIT



1306600



3014186

- 150 amp, grounded coils
- Alloy silver-plated contact material, intermittent-duty
- Ideal for any application that requires reversing motion (truck winch, tarp systems, boat lifts, RV slide-out, RV leveling systems)

Part No.	Description
1306600	Solenoid, grounded, Reversing Polarity
3014186	Plastic Cover for 1306600 (Sold Separately)

GROUNDING 12 VOLT STEEL CASE (INSULATED)



B98596

- Continuous-duty
- 5/16"-24 thread terminals
- 12 volts applied to center terminals activates solenoid

Part No.	Description
B98596	Solenoid-Steel Case with Slots



1306505

- Continuous-duty
- 5/16"-24 thread terminals
- 29/32" x 25/64" holes, 27/64" on center
- Ground connection applied to center terminal activates solenoid

Part No.	Description
1306505	Solenoid, Steel, Ground-Activate

12 VOLT STEEL CASE SOLENOID (INSULATED)



1306515



1306517

- Continuous-duty
- 5/16"-24 thread terminals
- Ground connection applied to center terminal activates solenoid
- Compares to Cole-Hersee® #24059

Part No.	Description
1306515	Solenoid, Steel, 12V, Continuous Duty
1306517	Solenoid, PVC Coated, 12V, Continuous Duty



Meters, Battery Accessories and Battery Bolt Adapters

HOUR METER



- Low power, durable hour meter with quartz timing
- Compact, tamper proof meter is sealed against moisture and dirt
- Mechanical counter requires no battery



Part No.	Description
B40B45	10-80V DC Hour Meter, 2.75" Diameter x 1.875" Deep

LOCKING BATTERY DISCONNECT SWITCH



- 2500 amp surge/250 amp continuous for 5 seconds
- 12-24VDC
- Pad lockable
- 5.92"H x 2.40"D x 3.23W
- Complies with OSHA 1910.147 lock-out/tag-out

Part No.	Description
6391005	Battery Disconnect Switch, Dual, 250A

BRASS BATTERY BOLT ADAPTERS, BULK



- Replaces standard battery bolts
- Organize and protect battery connections
- Reduce corrosion of battery and connections
- Attach lights, backup alarms, lift gates, plows, spreaders, winches, etc.

Part No.	Description
BA1	Bolt, Brass, Side Terminal, 3/8-16



BA1 shown


Fuse Holders & Electric Converter

DUAL FUSE HOLDERS

- Turns one fuse slot into two. Fuse not included.




5601000

Part No.	Description	Wt.(lbs)
 5601000	Dual Fuse Holder Dual ATM Mini Fuse Holder, 10 Amp Main, 5 Amp Added	.04




5601005

Part No.	Description	Wt.(lbs)
 5601005	Dual Fuse Holder Dual ATM Type Low Profile, 10 Amp Main, 5 Amp Added	.04




5601107

Part No.	Description	Wt.(lbs)
 5601007	Dual Fuse Holder Dual ATR Type Micro, 10 Amp Main, 5 Amp Added	.04



5601010

Part No.	Description	Wt.(lbs)
 5601010	Dual Fuse Holder Dual ATO/ATC Fuse Holder, 10 Amp Main, 5 Amp Added	.04

TERMINAL STRIP **NEW**




Part No.	Description	Wt.(lbs)
3067752	Terminal strip, 10 pole, #10-32 studs, 7.65" L	.16




JUNCTION BOXES




- Oversized for ease of wiring
- Impact resistant construction

Part No.	Description
 5601100	Polypropylene Electrical Junction Box with 7 Terminals, 8-3/8"L x 3-7/8"W x 2-3/8"T




Part No.	Description
 5601101	ABS Electrical Junction Box with 7 Color-Coded Terminals, 8"L x 3-1/4" W x 2-3/16" T



color-coded terminals



Part No.	Description
 5601114	Polypropylene Electrical Junction Box with 14 Terminals, 8-3/8"L x 4-1/4" W x 2-1/4" T

6-WAY FUSE BLOCK WITH COVER



Decal sheet shown

- For use with ATC/ATO blade-type fuses (fuses not included)
- 25 amps max per circuit with 150 amp max per block
- Includes two tin-plated copper 10-32 studs and six tin-plated copper terminal screws
- Clear polycarbonate removable cover for easy viewing

Part No.	Description
 5601006	6-Way Fuse Block with Cover

12-WAY FUSE BLOCK WITH COVER



Decal sheet shown

- For use with ATC/ATO blade-type fuses (fuses not included)
- 25 amps max per circuit with 150 amp max per block
- Includes two tin-plated copper 10-32 studs and twelve tin-plated copper terminal screws
- Clear polycarbonate removable cover for easy viewing

Part No.	Description
 5601066	12-Way Fuse Block with Cover

LOW PROFILE LED SAM PLOW LIGHT COUNTER DISPLAY



Part No.	Description	Cat.
3044830	Low Profile LED SAM Plow Light Counter Display	991 (N)

LED SAM PLOW LIGHT COUNTER DISPLAY



Part No.	Description	Cat.
3044831	LED SAM Plow Light Counter Display	991 (N)

LED SAM PLOW LIGHT WITH MULTI-MOUNT SIGNAL COUNTER DISPLAY



Part No.	Description	Cat.
3052069	LED SAM Plow Light with Multi-Mount Signal Display	991 (N)

MINI LIGHT BARS DISPLAY



- Earn a free display with the purchase of \$2,500 in warning lights
- Any Warning light in category 889 is eligible towards the \$2,500
- Only one display per customer location
- Enter promotion code "MINIDISPLAY" at checkout to get display for free.
- You must be a customer of Buyers Products CO. to participate

Part No.	Description	Cat.
3050254	Mini Light Bars Display with, 8891042 and 8891060	991 (N)

Lighting Regulations

IMPORTANT NOTE: Every lamp, reflex reflector, and conspicuity treatment (device) must be permanently attached in the location specified below and must comply with all applicable requirements prescribed for it by FMVSS/CMVSS 108. The face of any device on the front/rear and sides should be, respectively perpendicular and parallel to vehicle centerline, unless it is photometrically certified at installation angle. No part of the vehicle shall prevent any device from meeting its prescribed requirements unless an auxiliary device meeting all prescribed requirements is installed.

In Canada: Manufacturers and importers of vehicles must have the proper certification test records demonstrating compliance of lighting components with all prescribed requirements.

BASIC EQUIPMENT REQUIRED ON ALL TRUCKS, BUSES & MPVs

DESCRIPTION				MANDATORY REQUIREMENTS			
Area	Equipment	(SAE Lens Coding)	Functional Purpose	Minimum Required	Color	Location	Height mm (in.) from the ground
1	Headlamps - Lower Beam Attention: US: "DOT" lettering required on lens Attention: US & Canada: light source code required on lens	(H, HR)	Forward road illumination	2	White	On the front - symmetrical - as far apart as practicable (If 4 lamp system - outboard or above upper beams)	560-1370 (22-54)
	Headlamps - Upper Beam Attention: US: "DOT" lettering required on lens Attention: US & Canada: light source code required on lens	(H, HR)	Forward road illumination	2	White	On the front - symmetrical (If 4 lamp system - inboard or below lower beams)	560-1370 (22-54)
	Parking Lamps-Attention: Required only on vehicles less than 2032mm wide	(P)	Indicate parked vehicle	2	White or Yellow	Front - symmetrical - as far apart as practicable	380-1530 (15-60)
	Daytime Running Lamps - Attention: for Canada required, for US optional. Attention: for US, "DRL" lettering required on lens if device is not headlamp	(Y2)	Indicate in-use vehicle	2	White or Yellow	Front - symmetrical - as far apart as practicable	380 (15) minimum Maximum depends on type of DRL
	Front Turn Signal/Hazard Warning Lamps	(I)	Indicate direction of turn / identify disabled vehicle	2	Yellow	Front - symmetrical - as far apart as practicable	380-2110 (15-83)
2	Front Clearance Lamps- Attention: Required for vehicles 2032mm wide or wider *photometrically certified at installation angle	(P2, PC* or P3*,PC2)	Show vehicle's width	2	Yellow	At widest point - symmetrical - on the front or near the front - facing forward	As high as practicable
3	Front Identification Lamps (ID)	(P2 or P3)	Indicate presence of a wide vehicle	Exactly 3	Yellow	on the front - center - horizontally spaced 150 mm (6 in.) to 300 mm (12 in.) apart	As high as practicable or on top of cab
4a	Front Side Marker Lamps *photometrically certified at installation angle	(P2, PC* or P3 ,PC2*)		2	Yellow	Each side at front - as far forward as practicable	380 (15) minimum
4b	Front Side Reflex Reflectors	(A)	Front and Rear side marker lamps / side	2	Yellow	At front - symmetrical - as far forward as practicable - facing sideward	380-1530 (15-60)
5a	Rear Side Marker Lamps ** *photometrically certified at installation angle	(P2, PC* or P3, PC2*)	reflex reflector indicate vehicle's presence and length	2	Red	Each side at rear - as far back as practicable	380 (15) minimum
5b	Rear Side Reflex Reflectors*** ** not required on Truck Tractors	(A)		2	Red	Each side at rear - as far back as practicable - facing sideward	380-1530 (15-60)
6	Rear Clearance Lamps Attention: Required for vehicles 2032mm wide or wider, but not required on Truck Tractors *photometrically certified at installation angle	(P2, PC* or P3, PC2*)	Show vehicle's width - MAY NOT be combined with tail lamps	2	Red	At widest point - symmetrical - on the rear or near the rear - facing rearward	As high as practicable-may be lower only if rear ID lamps are at the top
7	Rear Identification Lamps (ID) Attention: Required for vehicles 2032mm wide or wider, but not required on Truck Tractors	(P2 or P3)	Indicate presence of a wide vehicle	Exactly 3	Red	Rear - center - horizontally spaced 150 mm (6 in.) to 300 mm (12 in.) apart, facing rearward	in Canada : at the top - maybe lower if door header narrower than 25mm in USA: as high as practicable

Area	Equipment	(SAE Lens Coding)	Functional Purpose	Minimum Required	Color	Location	Height mm (in.) from the ground
8	Tail Lamps	(T)	Indicate vehicle's presence and width	2	Red	On the rear - symmetrical - as far apart as practicable	380-1830 (15-72)
	Stop Lamps	(S)	Indicate braking	2	Red	On the rear - symmetrical - as far apart as practicable	380-1830 (15-72)
	Rear Turn Signal/Hazard Warning Lamps	(I)	Indicate direction of turn/ identifies disabled veh.	2	Red or Yellow	On the rear - symmetrical - as far apart as practicable	380-2110 (15-83)
	Rear Reflex Reflectors	(A)	Show vehicle's presence and width	2	Red	On the rear - symmetrical - as far apart as practicable - facing rearward	380-1530 (15-60)
9	Backup Lamp	(R)	Illuminate ground behind the vehicle and alert road users	1	White	Rear	No requirement
10	License Plate Lamp(s)	(L)	Illuminates license plate	1	White	On the rear - above or at the sides of license plate	No requirement
11	Center High Mounted Stop Lamp Attention: Required for vehicles less than 2032mm wide and 4536kg	(U3)	Indicates braking	Minimum 1	Red	On the rear - centerline of the vehicle	860 (34) minimum

ADDITIONAL EQUIPMENT FOR SPECIFIC VEHICLES

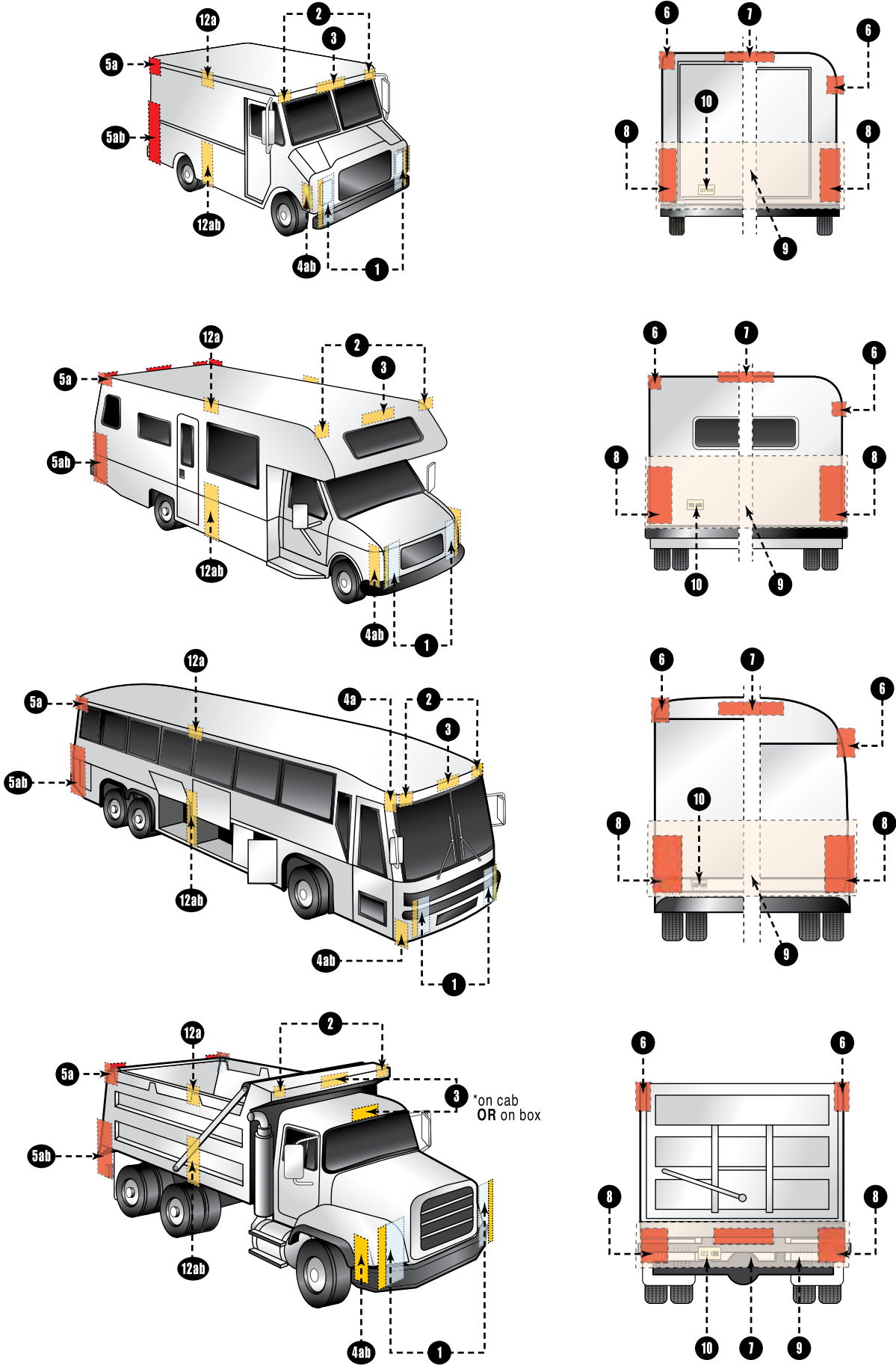
VEHICLES 9.1 m (30 ft.) LONG OR LONGER

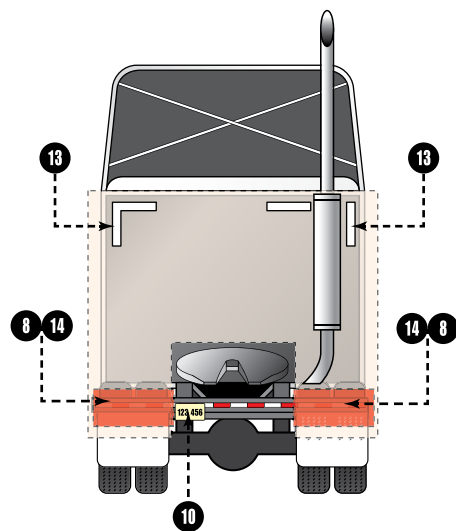
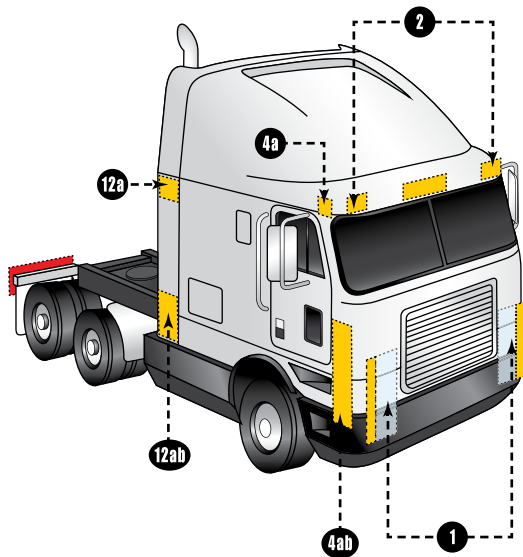
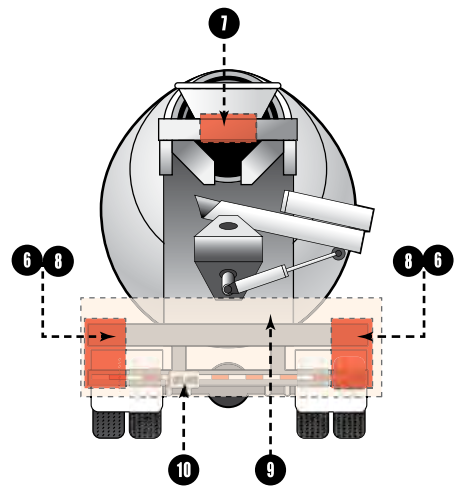
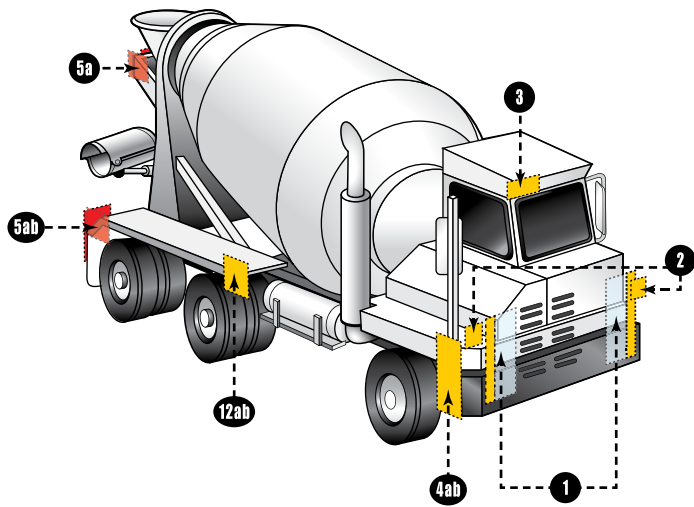
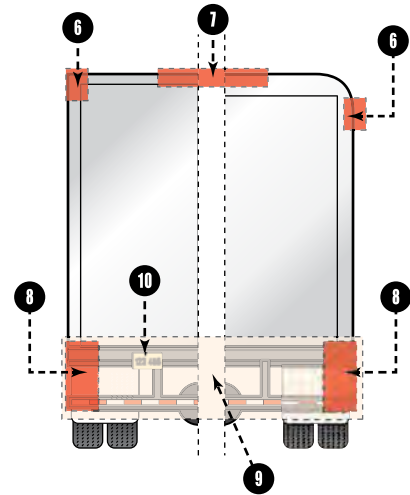
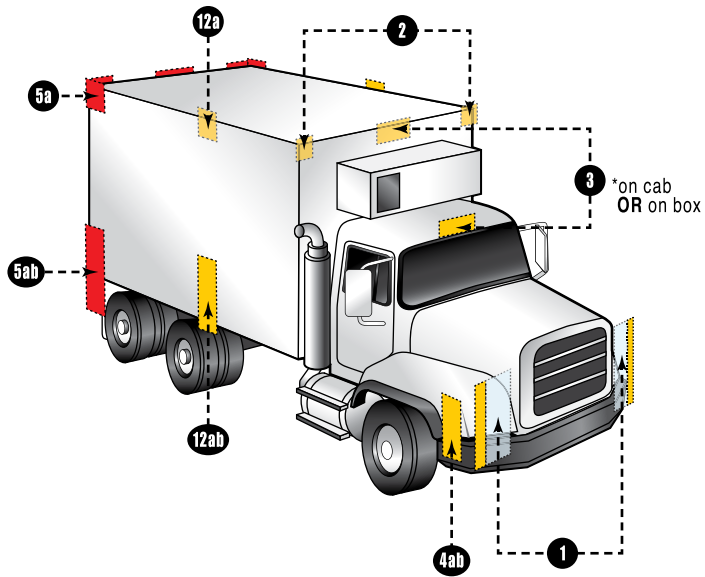
DESCRIPTION				MANDATORY REQUIREMENTS			
Area	Equipment	(SAE Lens Coding)	Functional Purpose	Quantity	Color	Location	Height mm (in.) from the ground
12a	Intermediate Side Marker Lamps	(P2 or PC)	Indicate presence of a long vehicle	Minimum 2	Yellow	Each side near center	380 (15) minimum
12b	Intermediate Side Reflex Reflectors	(A)	Indicate presence of a long vehicle	Minimum 2	Yellow	Each side near center - facing sideward	380-1530 (15-60)

TRUCK TRACTORS

DESCRIPTION		MANDATORY REQUIREMENTS					
Area	Conspicuity Treatment	DOT Code	Quantity	Color	Location	Height	Options
13	Rear Upper Body Marking	DOT-C, DOT-C2, DOT-C3, or DOT-C4	Exactly 2 pairs of 300mm long strips	White	Rear upper corners of cab - facing rearward	As high as practicable excluding fairings	
14	Rear Marking	DOT-C, DOT-C2, DOT-C3, or DOT-C4	Exactly 2 sections of min. 600mm each	Red/ White	Rear - facing rearward - on fenders, on mud flaps brackets, or within 300mm below of the top of mud flaps	As horizontal as practicable and not higher than 1525 mm from the ground	If mud flaps not used - on the cab or frame mounted brackets

Lighting Regulations





Lighting Regulations

TRAILERS: FEDERAL LIGHTING EQUIPMENT LOCATION REQUIREMENTS

IMPORTANT NOTE: Every lamp, reflex reflector, and conspicuity treatment (device) must be permanently attached in the location specified below and must comply with all applicable requirements prescribed for it by FMVSS/CMVSS 108. The face of any device on the front/rear and sides should be, respectively perpendicular and parallel to vehicle centerline, unless it is photometrically certified at installation angle. No part of the vehicle shall prevent any device from meeting its prescribed requirements unless an auxiliary device meeting all prescribed requirements is installed.

In Canada: Manufacturers and importers of vehicles must have the proper certification test records demonstrating compliance of lighting components with all prescribed requirements.

BASIC EQUIPMENT REQUIRED ON ALL TRAILERS

DESCRIPTION				MANDATORY REQUIREMENTS			
Area	Equipment	(SAE Lens Coding)	Functional Purpose	Quantity	Color	Location	Height mm (in.) from the ground
1	Tail Lamps	(T)	Indicate vehicle's presence and width	Minimum 2	Red	On the rear - symmetrical - as far apart as practicable	380-1830 (15-72)
	Stop Lamps	(S)	Indicate braking	Minimum 2	Red	On the rear - symmetrical - as far apart as practicable	380-1830 (15-72)
	Rear Turn Signal Lamps	(I)	Indicate direction of turn	Minimum 2	Red or Yellow	On the rear - symmetrical - as far apart as practicable	380-2110 (15-83)
	Rear Reflex Reflectors	(A)	Indicate vehicle's presence and width	Minimum 2	Red	On the rear - symmetrical - as far apart as practicable - facing rearward	380-1530 (15-60)
2	License Plate Lamp(s)	(L)	Illuminates license plate	Minimum 1	White	On the rear - above or at the sides of license plate	No requirement
3	Rear Side Marker Lamps *photometrically certified at installation angle	(P2, PC* or P3, PC2*)	Front and rear side marker lamps / side reflex reflectors indicate vehicle's presence and length	Minimum 2	Red	Each side at rear - as far back as practicable	380-1530 (15-60) no max. for veh. under 2.032m(80") wide
	Rear Side Reflex Reflectors	(A)		Minimum 2	Red	Each side at rear - as far back as practicable facing sideward	380-1530 (15-60)
4a	Front Side Marker Lamps * photometrically certified at installation angle	(P2, PC* or P3, PC2*)		Minimum 2	Yellow	Each side at front - as far forward as practicable	380 (15) minimum
4b	Front Side Reflex Reflectors	(A)	Minimum 2	Yellow	Each side at front - as far forward as practicable facing sideward	380-1530 (15-60)	

ADDITIONAL EQUIPMENT FOR TRAILERS EXCEEDING THE FOLLOWING PARAMETERS

LENGTH 9.1 m (30 ft.) OR LONGER

DESCRIPTION				MANDATORY REQUIREMENTS			
Area	Equipment	(SAE Lens Coding)	Functional Purpose	Quantity	Color	Location	Height mm (in.) from the ground
5a	Intermediate Side Marker Lamps	(P2 or P3)	Indicate presence of a long vehicle	Minimum 2	Yellow	Each side near center - facing sideward	380 (15) minimum
5b	Intermediate Side Reflex Reflectors	(A)	Indicate presence of a long vehicle	Minimum 2	Yellow	Each side near center - facing sideward	380-1530 (15-60)

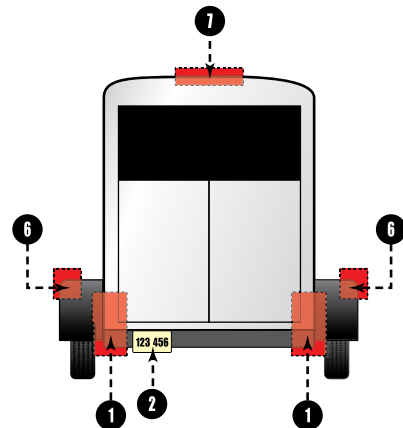
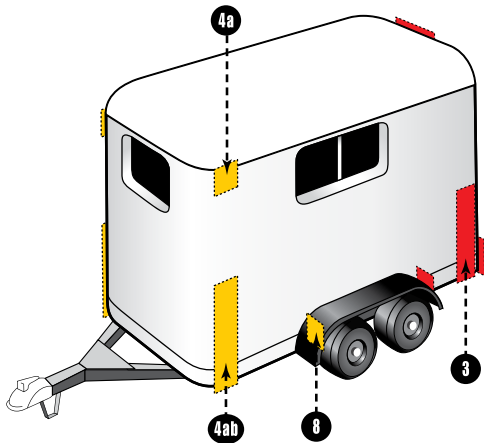
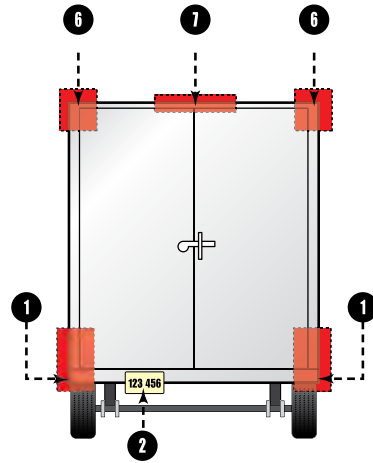
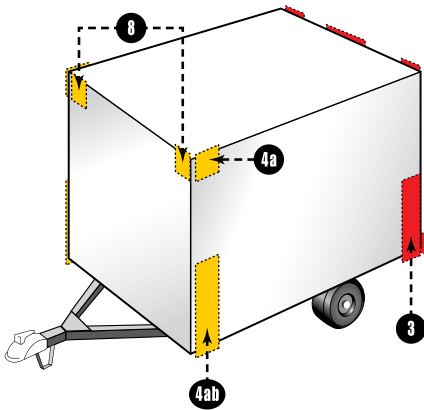
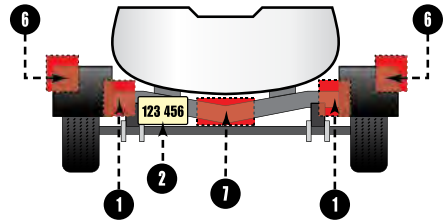
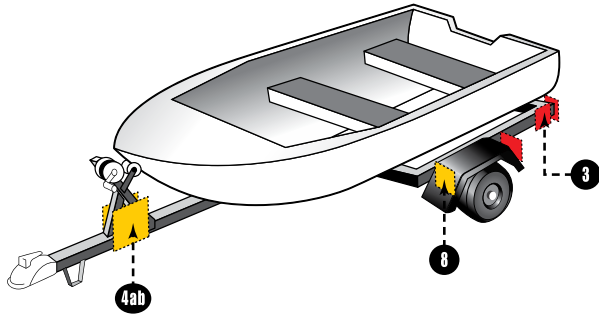
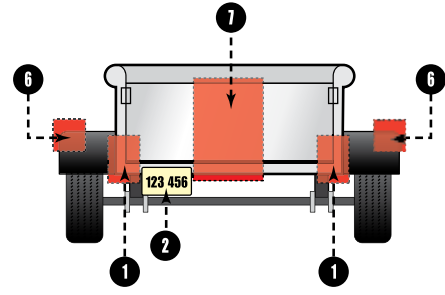
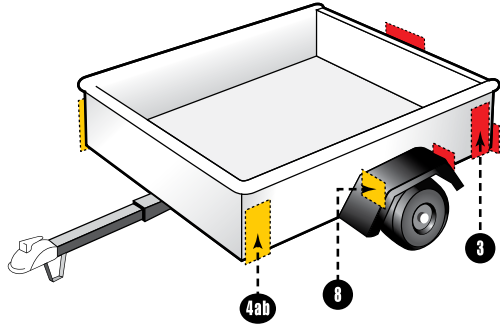
WIDTH 2.032 m (80 in.) OR WIDER

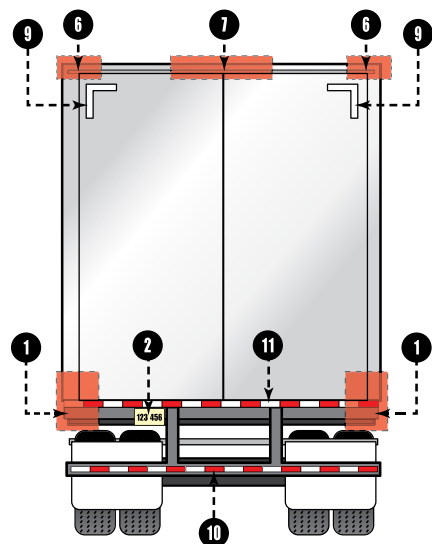
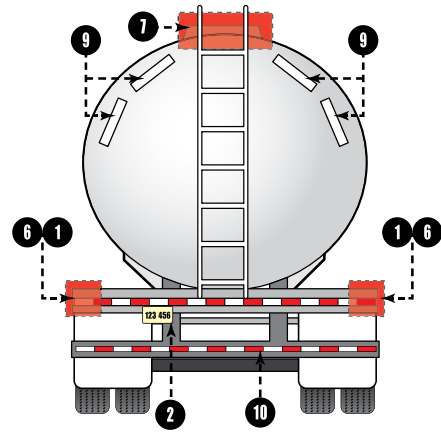
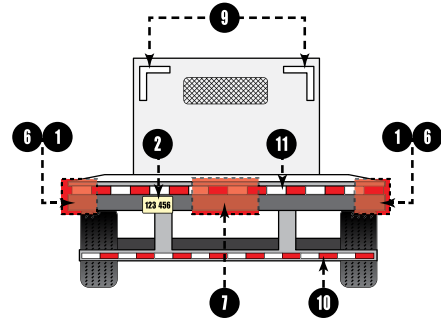
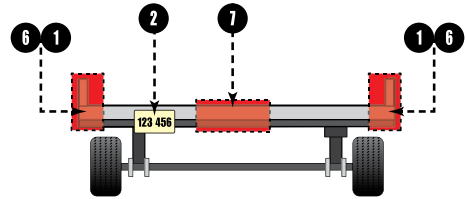
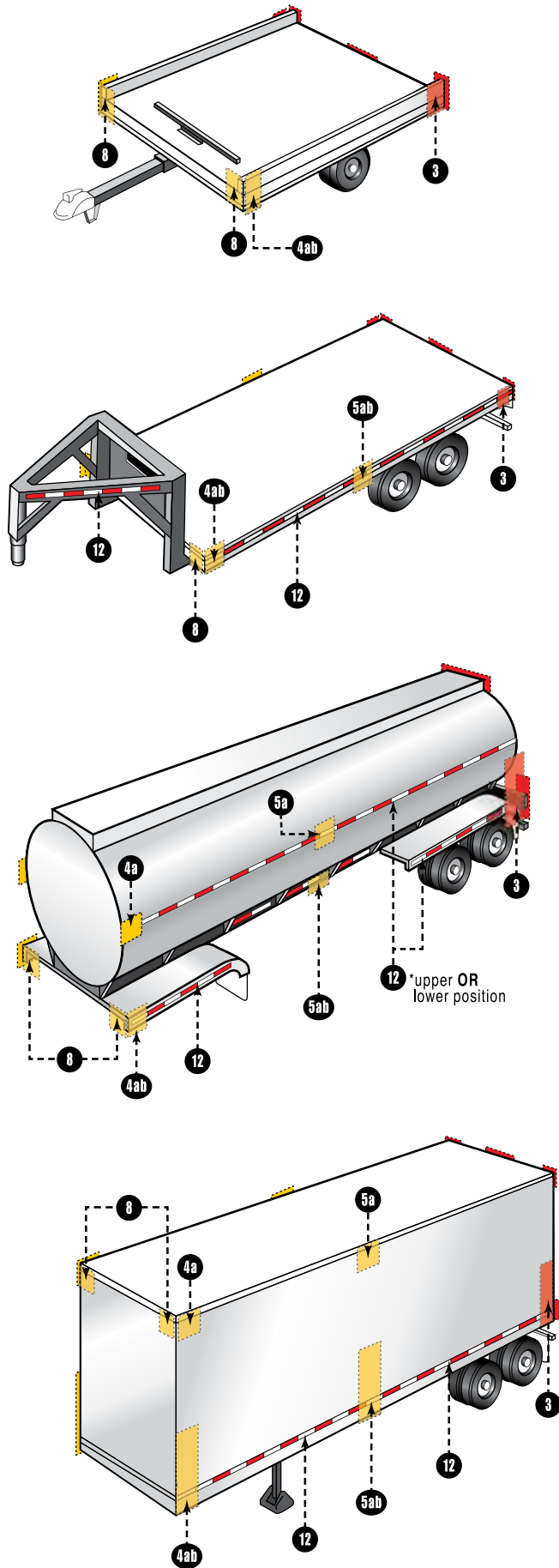
DESCRIPTION				MANDATORY REQUIREMENTS			
Area	Equipment	(SAE Lens Coding)	Functional Purpose	Quantity	Color	Location	Height
6	Rear Clearance Lamps * photometrically certified at installation angle	(P2, PC* or P3, PC2*)	Show vehicle's width - MAY NOT be combined with tail lamps	Minimum 2	Red	At widest point - symmetrical - on the rear or near the rear - facing rearward	As high as practicable - may be lower only if ID lamps are at the top

TRAILERS: FEDERAL LIGHTING EQUIPMENT LOCATION REQUIREMENTS							
<p>IMPORTANT NOTE: Every lamp, reflex reflector, and conspicuity treatment (device) must be permanently attached in the location specified below and must comply with all applicable requirements prescribed for it by FMVSS/CMVSS 108. The face of any device on the front/rear and sides should be, respectively perpendicular and parallel to vehicle centerline, unless it is photometrically certified at installation angle. No part of the vehicle shall prevent any device from meeting its prescribed requirements unless an auxiliary device meeting all prescribed requirements is installed.</p>							
<p>In Canada: Manufacturers and importers of vehicles must have the proper certification test records demonstrating compliance of lighting components with all prescribed requirements.</p>							
Area	Equipment	(SAE Lens Coding)	Functional Purpose	Quantity	Color	Location	Height mm (in.) from the ground
7	Rear Identification Lamps	(P2 or P3)	Indicate presence of a wide vehicle	Exactly 3	Red	On the rear - center, facing rearward - horizontally spaced 150 mm (6 in.) to 300 mm (12 in.) apart	in Canada : at the top - maybe lower if door header narrower than 25 mm in USA: as high as practicable
8	Front Clearance Lamps * photometrically certified at installation angle	(P2, PC* or P3, PC2*)	Show vehicle's width	Minimum 2	Yellow	At widest point - symmetrical - as far forward as practicable - facing forward	As high as practicable

WIDTH 2.032 m (80 in.) OR WIDER AND GVWR 4536 kg (10,000 lb.) OR MORE							
DESCRIPTION		MANDATORY REQUIREMENTS					
Area	Conspicuity Treatment	DOT Coding	Quantity	Color	Location	Height	OPTIONS
9	Rear Upper Body Marking	DOT-C, DOT-C2, DOT-C3, or DOT-C4	Exactly 2 pairs of 300mm long strips	White	On the rear upper corners - facing rearward	At the top	Reflex reflectors may not be required if they are replaced, in their required location, with conspicuity treatment Optional in Canada Rear lower body and side conspicuity treatment may also be solid white, solid yellow, or white and yellow.
10	Bumper Bar Marking		Continuous	Red/White	On the rear bumper bar's horizontal element - full width - facing rearward	No requirement	
11	Rear Lower Body Marking		Continuous	Red/White see options	On the rear - full width of the vehicle - facing rearward	As horizontal as practicable and as close as practicable to the range of 375 to 1525 mm from the ground	
12	Side Marking		see location	Red/White see options	Each side - facing sideward - continuous, or evenly spaced over minimum of 50% of length, starts and ends as close to the front and rear or vehicle as practicable	As horizontal as practicable and as close as practicable to the range of 375 to 1525 mm from the ground	

Lighting Regulations





Industry Glossary

AISI: American Iron and Steel Institute

BHN: Brinell Hardness Number - commonly used to define the hardness of materials like metals and alloys by measuring the force needed to cause an indentation.

CA13 rating: specifies minimum brightness for amber colored lights

DOT: Department of Transportation - the agency dealing with regulations concerning both the manufacture and operation of motor vehicles and equipment

FMVSS 108: Federal Motor Vehicle Safety Standard regulating all type, location, and performance requirements for automotive lighting, signaling and reflective devices

FMVSS 571.106: DOT specs for air push lock fittings on mobile applications

FSD: Full scale deflection

GPM: Gallons per minute

HDPE: High Density Polyethylene

HG: Inches of Mercury - vacuum

HRPO: Hot rolled, Pickled and oiled pertaining to steel treatment

ICC: Interstate Commerce Commission - the former federal agency that regulated requirements for motor carriers

JIC: Joint Industry Committee - the organization set up to standardize hydraulic fitting specifications and symbols

LED: Light Emitting Diode – two-lead semiconductor light source that emits light when activated

Lumens: A measure of brightness in which one lumen is equal to the light of a light candle from one foot away

MBS: Minimum Breaking Strength - force required to make the lifting equipment fail or yield, also known as the Minimum Breaking Load (MBL).

MGTW: Maximum Gross Trailer Weight - The largest weight of both trailer and its contents that can be safely towed by a coupling device

Micron: Micrometer = .001mm or .000039 inch equal to 1 thousandth of a millimeter

MVL: Maximum Vertical Load - The maximum recommended static vertical load (down) that can be applied to a coupling device for safe operation.

NPSF: National Pipe Female Swivel

NPSM: National Pipe Swivel Male

NPT: National Pipe Thread

NPTF: National Pipe Thread Fine

PSI: Pounds per square inch

PTO: Power Take off Option

RPM: Revolutions per minute

SAE: Society of Automotive Engineers – set standards for automotive equipment including lighting and towing

SAE J585: Standards for tail lamps

SAE J845: Standards for optical warning devices for authorized emergency, maintenance and service vehicles

SAE J994: Standards for back-up alarms

SST: Stainless Steel

TFT LCD: Thin-Film-Transistor Liquid-Crystal Display

TPI: Threads per inch

UHMW: Ultra High Molecular Weight – highest density polyethylene

UNF: Unified National Fine - thread standard for bolts, nuts and fasteners

VDC: Voltage Direct Current - measurement in a DC system

WLL: Working Load Limit - maximum working load designed by the manufacturer

WOG: Water, oil and gas

Class 1: Warning lights are the brightest and primarily reserved for emergency vehicles or other vehicles that may need to demand right of way, warn of an emergency situation or work highly trafficked roadways

Class 2: Warning lights are geared for utility trucks that could be on or off road, but need to provide a significant level of movement notification

SAE J845 and J595: Professional, industry standards for warning lights. Include guidelines for flash timing, photometry, color and environmental requirements (SAE J845 applies to 360 degree beacons and lightbars; SAE J595 applies to directional lights)

California Title 13: State of California has additional requirements that apply specifically to warning lights

PC Rated: Light beam emitted spread out 90 degrees to either side of its centerline for a total of 180 degrees of coverage

IP Rating (Ingress Protection): A two-digit number that follows the code letters "IP" - the first digit represents protection against ingress of solid objects, the second digit represents protection against ingress of liquids (X represents that protection level was not formally tested for that category). The larger the value of each digit, the greater the protection

LIGHTING ICON DEFINITIONS



The light beam emitted from this light spreads out 90 degrees to either side of its centerline for a total of 180 degrees of coverage



Ingress protection from solids is rated at a 6 meaning that it allows no ingress of dust. Ingress protection from liquids is rated at a 5 meaning that it has protection against low pressure jets of water



Ingress protection from solids is rated at a 6 meaning that it allows no ingress of dust. Ingress protection from liquids is rated at a 6 meaning that it has protection against high pressure jets of water



Ingress protection from solids is rated at a 6 meaning that it allows no ingress of dust. Ingress protection from liquids is rated at a 7 meaning that it has protection against immersion in water between 15cm to 1m deep for 30 minutes



Ingress protection from solids is rated at a 6 meaning that it allows no ingress of dust. Ingress protection from liquids is rated at an 8 meaning that it has protection against immersion in water under pressure for long periods



Ingress protection from solids is rated at a 6 meaning that it allows no ingress of dust. Ingress protection from liquids is rated at an 9 meaning resistance to high-pressure and high-temperature water.



Ingress protection from solids has not been formally tested. Ingress protection from liquids is rated at a 6 meaning that it has protection against high pressure jets of water



Ingress protection from solids has not been formally tested. Ingress protection from liquids is rated at a 7 meaning that it has protection against high pressure jets of water



Ingress protection from solids has not been formally tested. Ingress protection from liquids is rated at an 8 meaning that it has protection against immersion in water under pressure for long periods



Ingress protection from solids is rated at a 6 meaning that it allows no ingress of dust. Ingress protection from liquids is rated at a 9K meaning that it has protection against high temperature water jets



Meets the industry standards for warning lights to be rated SAE J595 Class 1



Meets the industry standards for warning lights to be rated SAE J595 Class 2



Meets the industry standards for warning lights to be rated SAE J845 Class 1



Meets the requirements that apply to warning lights in the state of California



Light(s) is programmable by STROBECONNECT



Light(s) is programmable by PROCONNECT



Heated light.

BUYERS PRODUCTS WARRANTY POLICY

(please see below for separate LED lighting policies)

Buyers Products warrants all products and hardware manufactured, and/or distributed by it (except those specified) to be free from defects in material and workmanship for a period of one (1) year from date of shipment. Parts must be properly installed and used under normal conditions. Any product which has been altered, including modification, misuse, accident, or lack of maintenance will not be considered under warranty. Normal wear is excluded. The sole responsibility of Buyers Products under this warranty is limited to repairing or replacing any part or part which are returned, prepaid, and are found to be defective by Buyers Products. Authorization from Buyers Products must be obtained before returning any part. No charges for transportation or labor performed on Buyers' products will be allowed under this warranty.

LED LIGHTING

1-YEAR

Buyers Products Company warranties all **Rotating Beacons, Incandescent products, and LED Rechargeable Lights** to the original owner against defects in workmanship and material for a period of one (1) year from the date of purchase unless otherwise specified.

5-YEAR

Buyers Products Company warranties all **LED Strobe, LED Strip Lights, LED Tube Lights, and LED Work Light** products to the original owner against defects in workmanship and material for a period of five (5) years from the date of purchase unless otherwise specified.

LIMITED LIFETIME

Buyers Products Company warranties all **DOT LED Lighting** products to the original owner against defects in workmanship and material for the lifetime of the product unless otherwise specified.

Buyers Products must review each warranty claim and reserves the right to offer a refund for the original sale price of the product or replace the defective light. The one (1) year warranty is non-transferable, applies to the original owner, and is subject to the following terms and conditions. The warranty will be void in cases of misuse, severe abuse, and failure to properly install the light. Breakage of the lens or housing, corrosion at the plug, wire wicking, voltage spikes, and product failure caused by road chemicals and acid type washes are not warrantable claims. This warranty gives you specific legal rights and you may also have other legal rights that vary from state to state.

Numerical Index

<u>PART NO.</u>	<u>PAGE NO.</u>	<u>PART NO.</u>	<u>PAGE NO.</u>	<u>PART NO.</u>	<u>PAGE NO.</u>	<u>PART NO.</u>	<u>PAGE NO.</u>
1304719.....	121	1492133.....	67	1492232.....	13	3024636.....	33
1306070.....	122	1492134.....	11	1492233.....	17	3024637.....	33
1306300.....	122	1492135.....	16	1492235.....	17	3024638.....	33
1306317.....	121	1492137.....	9	1492236.....	8	3024639.....	33
1306505.....	122	1492138.....	10	1492237.....	9	3024640.....	33
1306515.....	122	1492139.....	18	1492238.....	18	3024642.....	33
1306517.....	122	1492145.....	3	1492239.....	8	3024646.....	34
1306600.....	122	1492146.....	3	1492240.....	13	3024647.....	34
1311100.....	29	1492160.....	21	1492242.....	13	3024648.....	34, 37, 38
1311101.....	29	1492161.....	21	1492245.....	19	3024649.....	34
1311102.....	29	1492162.....	21	1492247.....	19	3025442.....	34
1311103.....	29	1492163.....	21	1492248.....	19	3026115.....	34
1311110.....	29	1492165.....	21	1492249.....	11	3026116.....	34
1311800.....	29	1492171.....	23	1492260.....	20	3026981.....	32
1311810.....	29	1492172.....	23	1492261.....	2, 20	3030056.....	32
1311820.....	29	1492182.....	22	1492262.....	20	3031546.....	32
1311830.....	29	1492183.....	22	1492263.....	20	3032932.....	33
1311890.....	29	1492184.....	22	1492290.....	15	3032933.....	33
1312000.....	28	1492185.....	22	1492300.....	8	3034109.....	21
1312100.....	27	1492190.....	15	1492301.....	8	3034110.....	21
1312200.....	27	1492191.....	15	1492302.....	4	3034111.....	22
1492100.....	6	1492193.....	10	1492303.....	9	3034374.....	32
1492106.....	19	1492194.....	16	1493100.....	2	3034400.....	34
1492107.....	19	1492196.....	16	1493143.....	2	3035768.....	23
1492110.....	6	1492197.....	12	1493163.....	2	3035770.....	23
1492111.....	6	1492198.....	12	1493215.....	5	3035896.....	24, 25
1492112.....	6	1492200.....	3	1494000.....	2	3040855.....	32
1492113.....	7	1492201.....	3	1494361.....	2	3041292.....	119
1492114.....	4	1492202.....	3	1496310.....	2	3042509.....	34
1492115.....	5	1492203.....	3	3014119.....	120	3044830.....	127
1492116.....	5	1492215.....	5	3014186.....	122	3044831.....	127
1492117.....	10	1492217.....	11	3014187.....	118	3046364.....	32
1492118.....	15	1492222.....	14	3014188.....	118	3047900.....	126
1492119.....	10	1492223.....	14	3014202.....	120	3047901.....	126
1492125.....	4	1492225.....	14	3014214.....	120	3047902.....	126
1492126.....	4	1492226.....	2, 14	3024631.....	33	3048064.....	72
1492127.....	7	1492227.....	9	3024632.....	33	3048967.....	20
1492128.....	11	1492228.....	17	3024633.....	33	3050254.....	127
1492129.....	8	1492230.....	12	3024634.....	33	3050429.....	32
1492130.....	5	1492231.....	7	3024635.....	33	3050959.....	32

<u>PART NO.</u>	<u>PAGE NO.</u>	<u>PART NO.</u>	<u>PAGE NO.</u>	<u>PART NO.</u>	<u>PAGE NO.</u>	<u>PART NO.</u>	<u>PAGE NO.</u>
3052069	127	5621006	87, 92, 95	5622514	78	5624151	84
3053887	32	5621010	97	5622515	79	5624156	84
3067752	124	5621012	97	5622516	79	5624157	84
3076735	33	562109166	25	5622517	79	5624210	91
5601000	124	562133202	25	5622524	78	5624211	91
5601005	124	5621534	95	5622525	78	5624310	93
5601006	125	5621711	81	5622526	78	5624324	93
5601007	124	5621718	82	5622527	79	5624325	93
5601010	124	5621719	82	5622537	25	5624350	93
5601015	112	5621720	82	5622550	78	5624356	93
5601016	112	5621725	82	5622551	78	5624357	93
5601017	112	5621827	25	5622751	80	5624424	61, 83
5601018	112	5621928	25	5622752	80	5624432	62, 83
5601020	112	5622001	79	5622754	95	5624433	18
5601021	112	5622002	79	5622941	24	5624439	62, 83
5601022	112	5622011	80	5623000	96	5624872	25
5601023	112	5622012	80	5623001	96	5624973	25
5601025	112	5622032	96	5623316	96	5625111	90
5601026	112	5622050	77	5623317	96	5625112	90
5601032	112	5622101	77	5623410	75	5625115	89
5601033	112	5622102	77	5623413	76	5625117	90
5601066	125	5622103	80	5623414	76	5625118	90
5601100	125	5622111	79	5623420	75	5625332	95
5601101	125	5622112	79	5623423	76	5625336	26
5601114	125	5622130	96	5623424	76	5625337	26
5609000	98, 101	5622132	96	5623520	96	5625338	26
5609001	99, 101	5622133	96	5623521	96	5625377	24
5620250	77, 78, 79, 80, 97	5622134	96	5623654	25	5625576	26
5620251	84, 87, 91, 92, 93, 95, 97	5622150	77	5623750	81	5626026	63, 86
5620350	84, 87, 91, 92, 93, 95, 97	5622154	77	5623755	25	5626050	87, 92, 95
5620351	97	5622201	77	5623812	81	5626090	25
5620352	84, 87, 91, 92, 93, 95, 97	5622202	77	5623822	81	5626130	87
5620354	97	5622203	80	5623957	24	5626131	87
5620355	97	5622250	77	5624050	84, 91, 93	5626132	87
5620356	97	5622254	77	5624110	84	5626133	86
5621002	25, 118	5622436	25	5624118	84	5626156	88
5621004	84, 91, 93	5622501	79	5624119	84	5626157	88
		5622502	79	5624130	83	5626191	25
		5622505	78, 79	5624131	83	5626208	92
		5622506	78, 79	5624150	84	5626209	92

Numerical Index


<u>PART NO.</u>	<u>PAGE NO.</u>	<u>PART NO.</u>	<u>PAGE NO.</u>	<u>PART NO.</u>	<u>PAGE NO.</u>	<u>PART NO.</u>	<u>PAGE NO.</u>
5626210.....	92	5627528	75	8883102	108	8890310	52
5626211.....	92	5627529	75	8883103	109	8890320	52
5626226	63, 86	5627532	76	8883104	109	8890400	51
5626261	63, 86	5627533	81	8883105	109	8890402	51
5626310	94	56296144	25	8883106	110	8890410.....	51
5626311.....	94	56297145	25	8883108	109	8890600	51
5626324	94	6391001	115	8883110.....	110	8890601	51
5626325	94	6391002	115	8883116.....	105, 110	8890928	52
5626336	26	6391003	115	8883132.....	105, 110	8890929	52
5626356	94	6391004	115	8883165	105, 110	8891001	74
5626357	94	6391005	123	8883182	105, 110	8891002	74
5626412.....	63, 85	6391100.....	117	8883210	107	8891003	74
5626413.....	63, 85	6391101	115, 117	8883215	110	8891004	66
5626414.....	63, 85	6391102.....	117	8883301	111	8891006	66
5626415.....	63, 85	6391103.....	117	8883302	111	8891010.....	43
5626424	61, 85	6391104.....	117	8883303	111	8891015.....	5, 67
5626432	85	6391105.....	117	8883304	111	8891016.....	113
5626433	85	6391106.....	117	8883305	111	8891017.....	113
5626439	85	6391203.....	37, 38	8883306	111	8891018.....	113
5626510.....	88	6391204	48	8883307	111	8891031.....	39
5626520	89	6391205.....	35	8883308	111	8891032	39
5626521	89	6391206	35	8883309	111	8891039	39
5626550	88	6391207.....	47, 48	8883310	111	8891040	39
5626551	88	6391208.....	35, 116	8883350	111	8891042	39
5626552	88	6391209	35, 116	8883355	111	8891049	39
5626553	88	6391215.....	117	8883500	105	8891060	40
5626700	90	6391308	116	8883501	105	8891062	40
5626734	90	851443.....	37, 38	8883504	105	8891068	40
5626738	90	851483.....	3	8883505	105	8891069	40
5626780	91	8882150	108	8883506	105	8891080	42
5626782	91	8883000	106	8883550	105	8891082	42
5626926	63, 86	8883010	106	8890000	49, 50, 51, 52, 53, 54, 55, 56, 57, 58, 60	8891089	42
5627501	76	8883020	106	8890001	49, 52	8891090	43
5627503	76	8883030	108	8890010	56	8891091	43
5627513.....	76	8883040	107	8890012	56	8891092	43
5627514.....	76	8883050	107	8890300	52	8891099	43
5627518.....	75	8883053	108	8890301	52	8891100.....	43
5627519.....	75	8883060	107	8890302	52	8891102.....	43
5627523	76	8883062	109	8890308	52	8891104.....	66
5627524.....	76	8883101	108			8891105.....	66

<u>PART NO.</u>	<u>PAGE NO.</u>	<u>PART NO.</u>	<u>PAGE NO.</u>	<u>PART NO.</u>	<u>PAGE NO.</u>	<u>PART NO.</u>	<u>PAGE NO.</u>
8891109.....	43	8891709.....	57	8892320.....	53	8893524.....	36
8891110.....	42	8891711.....	57	8892325.....	53	8893560.....	37
8891111.....	42	8891800.....	59	8892400.....	59	8893660.....	38
8891119.....	42	8891828.....	53	8892410.....	59	8893760.....	38
8891120.....	66	8891829.....	53	8892412.....	59	8893860.....	38
8891130.....	67	8891900.....	54	8892420.....	59	8893960.....	38
8891132.....	67	8891901.....	54	8892425.....	59	8894037.....	48
8891135.....	66, 67	8891902.....	54	8892426.....	59	8894047.....	48
8891144.....	98	8891910.....	54	8892600.....	55	8894050.....	48
8891145.....	98	8891911.....	54	8892601.....	55	8894056.....	48
8891160.....	40	8891912.....	54	8892602.....	55	8894060.....	47
8891161.....	40	8891920.....	54, 55	8892620.....	55	8894062.....	47
8891162.....	40	8891925.....	54, 55	8892712.....	58	8894134.....	47
8891166.....	98	8892102.....	55	8892800.....	58	8894142.....	47
8891167.....	98	8892105.....	55	8892802.....	58	8895100.....	45
8891168.....	98	8892108.....	55	8892810.....	58	8895105.....	45
8891169.....	98	8892109.....	55	8892825.....	58	8895115.....	45
8891170.....	41	8892200.....	50	8893024.....	32	8895120.....	45
8891172.....	41	8892201.....	50	88930240.....	32	8895125.....	45
8891177.....	99	8892202.....	50	88930243.....	32	8895152.....	45
8891178.....	99	8892203.....	50	8893048.....	36	8895153.....	45
8891179.....	41	8892204.....	50	8893049.....	32	8895155.....	45
8891180.....	41	8892205.....	50	88930490.....	32	8895250.....	45
8891182.....	41	8892206.....	50	88930492.....	32	8895301.....	45
8891189.....	41	8892207.....	50	88930493.....	32	8895302.....	45
8891201.....	60	8892208.....	50	88930540.....	32	8895400.....	46, 71
8891215.....	60	8892209.....	50	8893060.....	32	8895404.....	46, 71
8891227.....	60	8892210.....	50	88930600.....	32	8895405.....	45
8891327.....	60	8892225.....	50	88930603.....	32	8895551.....	46
8891400.....	56	8892230.....	49	88930604.....	32	8895553.....	46
8891401.....	56	8892231.....	49	88930605.....	32	8895554.....	46
8891402.....	56	8892232.....	49	8893148.....	36	8895556.....	46
8891403.....	56	8892240.....	50	8893224.....	36	8895560.....	44
8891500.....	57	8892241.....	50	8893248.....	36	8895580.....	44
8891502.....	57	8892242.....	50	8893254.....	37	8895590.....	44
8891506.....	57	8892248.....	50	8893324.....	36	B210880.....	74
8891700.....	57	8892249.....	50	8893348.....	36	B40B45.....	123
8891701.....	57	8892250.....	50	8893354.....	37	B63322.....	121
8891702.....	57	8892255.....	50	8893424.....	36	B98596.....	122
8891706.....	57	8892300.....	53	8893460.....	37	BA0972.....	114

Numerical Index

<u>PART NO.</u>	<u>PAGE NO.</u>	<u>PART NO.</u>	<u>PAGE NO.</u>	<u>PART NO.</u>	<u>PAGE NO.</u>	<u>PART NO.</u>	<u>PAGE NO.</u>
BA1	123	LB383ALSM.....	101	SL551CLP	69	SL70AC	65
BA102	114	LB383SL	101	SL551GLP	69	SL70AG	65
BA102G	114	LB383SST.....	101	SL560A	69	SL70AO	65
BA107.....	114	LB4773SST	100	SL560AC.....	69	SW700	118
BA1071.....	114	LB6123.....	103	SL560AG.....	69	SW710	119
BA107G	114	LB6123ALDT.....	103	SL561A	69	SW900	119
BA97G.....	114	LB6123SST	103	SL561AC	69	SW911.....	119
BSW90030.....	118	LB6183	104	SL561AG	69	SW9111	119
CB100	120	LB6183ALDT.....	104	SL575A	72	TL257M.....	114
CB100PB.....	120	LB6183SST	104	SL575AC	72		
CB120PB.....	120	LB6303SST.....	104	SL575AG.....	72		
CB150	120	LB663	103	SL575ALP	72		
CB150PB.....	120	LB663SL	103	SL576A	72		
CB151	120	LB663SST.....	103	SL576ALP.....	72		
CB151PB	120	LB8133.....	102	SL60AC	64		
CB200PB.....	120	LB8443SST.....	100	SL60AG	64		
CB201	120	LB8445SST.....	100	SL61AC	64		
CB201PB.....	120	LB8663SST.....	100	SL61AG	64		
CB251PB	120	LB8665SST.....	100	SL62AB.....	64		
CB300.....	120	M3100.....	121	SL62AC	64		
CB30PB.....	120	M3200	121	SL62AG.....	64		
CB50.....	120	M3300	121	SL62AO.....	64		
CB50PB.....	120	M3400	121	SL62CA	64		
CB60	120	PLB11SS.....	30	SL62CB.....	64		
CB60PB.....	120	PLB12SS	30	SL62CO.....	64		
CB80PB.....	120	PLB15SS	31	SL62GO.....	64		
CB90PB.....	120	PLB16SS	31	SL62RB	64		
CT150RW	96	PLB17SS	31	SL640ALP.....	73		
CT151RW.....	96	PLB18SS	30	SL645ALP.....	70		
CT185RW	96	PLB19.....	31	SL647ALP	70		
LB1	104	SL40AR.....	65	SL650A	73		
LB1SS	104	SL41AR	65	SL65AO	64		
LB3163	102	SL42AO	65	SL65CO.....	64		
LB3163ALDT.....	102	SL42CA	65	SL660A	73		
LB3163SST	102	SL475A	68	SL665A	70		
LB3253	102	SL500A.....	73	SL667A	70		
LB3253ALDT.....	102	SL501A	68	SL675ALP.....	70		
LB3253SST.....	102	SL502A.....	68	SL685ALP.....	70		
LB383	101	SL550ALP	69	SL695A	71		
LB383ALDT.....	101	SL551ALP	69	SL696A	71		

TRAFFIC STICK LIGHTBARS



MODULAR LIGHTBARS



TRI COLORED STROBES



EMERGENCY LIGHTS

BACKUP CAMERAS



LIGHT BAR KITS



MINI LIGHT BARS



Lights Shown Installed: 5624157, SL42A0, 5624357, 5621719, 5624973, 8883000,
8894142, 5627533, 5627513, 5627523, 1492245, 1494973, 1493755, 1493755

BuyersProducts.com



LIGHTSLIT_M